

AGENDA
SAN ELIJO JOINT POWERS AUTHORITY
TUESDAY NOVEMBER 13, 2012 AT 9:00 AM
SAN ELIJO WATER RECLAMATION FACILITY – CONFERENCE ROOM
2695 MANCHESTER AVENUE
CARDIFF BY THE SEA, CALIFORNIA

1. CALL TO ORDER
2. ROLL CALL
3. PLEDGE OF ALLEGIANCE
4. ORAL COMMUNICATIONS (NON-ACTION ITEM)
5. PRESENTATION OF AWARDS –
MONICA BLAKE – 5 YEARS OF SERVICE
6. * **CONSENT CALENDAR**
7. * APPROVAL OF MINUTES FOR THE OCTOBER 8, 2012 MEETING
8. * APPROVAL FOR PAYMENT OF WARRANTS AND MONTHLY INVESTMENT REPORTS
9. * SAN ELIJO WATER RECLAMATION FACILITY TREATED EFFLUENT FLOWS – MONTHLY REPORT
10. * SAN ELIJO JOINT POWERS AUTHORITY RECYCLED WATER PROGRAM – MONTHLY REPORT
11. * ITEMS REMOVED FROM CONSENT CALENDAR

Items on the Consent Calendar are routine matters and there will be no discussion unless an item is removed from the Consent Calendar. Items removed by a "Request to Speak" form from the public will be handled immediately following adoption of the Consent Calendar. Items removed by a Board Member will be handled as directed by the Board.

REGULAR AGENDA

12. **SAN ELIJO JOINT POWERS AUTHORITY AND ENCINA WASTEWATER AUTHORITY RESOURCE SHARING ANALYSIS**

It is recommended that the Board of Directors:

1. Direct staff to work collaboratively with the Encina Wastewater Authority to identify and implement targeted resource sharing strategies and prepare a status report for the Board of Directors consideration in April 2013; and
2. Discuss and take other action as appropriate.

Staff Reference: General Manager

13. **PROPOSITION 84, INTEGRATED REGIONAL WATER MANAGEMENT GRANT PROPOSAL**

No action required. This memorandum is submitted for information only.

Staff Reference: General Manager

14. **GENERAL MANAGER'S REPORT**

Informational report by the General Manager on items not requiring Board action.

15. **GENERAL COUNSEL'S REPORT**

Informational report by the General Counsel on items not requiring Board action.

16. **BOARD MEMBER COMMENTS**

This item is placed on the agenda to allow individual Board Members to briefly convey information to the Board or public, or to request staff to place a matter on a future agenda and/or report back on any matter. There is no discussion or action taken on comments by Board Members.

17. **CLOSED SESSION**

None

A closed session may be held at any time during this meeting of the San Elijo Joint Powers Authority for the purposes of discussing potential or pending litigation or other appropriate matters pursuant to the "Ralph M. Brown Act".

18. **ADJOURNMENT**

The next regularly scheduled San Elijo Joint Powers Authority Board Meeting will be Monday, December 10, 2012 at 9:00 a.m.

NOTICE:

The San Elijo Joint Powers Authority's open and public meetings meet the protections and prohibitions contained in Section 202 of the Americans With Disabilities Act of 1990 (42 U.S.C Section 12132), and the federal rules and regulations adopted in implementation thereof. Any person with a disability who requires a modification or accommodation, including auxiliary aids or services, in order to participate in a public meeting of the SEJPA Board of

Directors may request such modification or accommodation from Michael T. Thornton, General Manager, (760) 753-6203 ext. 72.

The agenda package and materials related to an agenda item submitted after the packet's distribution to the Board is available for public review in the lobby of the SEJPA Administrative Office during normal business hours. Agendas and minutes are available at www.sejpa.org. The SEJPA Board meetings are held on the second Monday of the month, except August.

AFFIDAVIT OF POSTING

I, Michael T. Thornton, Secretary of the San Elijo Joint Powers Authority, hereby certify that I posted, or have caused to be posted, a copy of the foregoing agenda in the following locations:

San Elijo Water Reclamation Facility, 2695 Manchester Avenue, Cardiff, California
City of Encinitas, 505 South Vulcan Avenue, Encinitas, California
City of Solana Beach, 635 South Highway 101, Solana Beach, California

The notice was posted at least 72 hours prior to the meeting, in accordance with Government Code Section 54954.2(a).

Date: November 7, 2012



Michael T. Thornton, P.E.
Secretary / General Manager

SAN ELIJO JOINT POWERS AUTHORITY
MINUTES OF THE BOARD MEETING
HELD ON OCTOBER 8, 2012
AT THE
SAN ELIJO WATER RECLAMATION FACILITY

Teresa Barth, Chair

David Roberts, Vice Chair

A Meeting of the Board of Directors of the San Elijo Joint Powers Authority (SEJPA) was held Monday, October 8, 2012, at 9:00 a.m., at the San Elijo Water Reclamation Facility at 2695 Manchester Avenue, Cardiff by the Sea, California.

1. CALL TO ORDER

Chair Barth called the meeting to order at 9:00 a.m.

2. ROLL CALL

Directors Present:

Teresa Barth
Thomas M. Campbell
Mark Muir
David W. Roberts

Others Present:

General Manager
Director of Finance/Administration
Director of Operations
Administrative Assistant

Michael Thornton
Greg Lewis
Christopher Trees
Monica Blake

SEJPA Counsel:

Procopio, Cory, Hargreaves & Savitch

A. Aiko Yamakawa

City of Encinitas,
Public Works Management Analyst
City of Solana Beach,
City Manager
City of Solana Beach,
Director of Engineering/Public Works
San Dieguito Water District,
Interim General Manager
Santa Fe Irrigation District,
General Manager
Board Member
Board Member
Olivenhain Municipal Water District,
General Manager
GHD
St. Francis Court HOA

Bill Wilson
David Ott
Mohammad "Mo" Sammak
Bill O'Donnell
Mike Bardin
Ken Dunford
John Ingalls
Kimberly Thorner
Mary Grace Pawson
Al Evans & Frank Warner

3. PLEDGE OF ALLEGIANCE

Vice Chair Roberts led the Pledge of Allegiance.

4. ORAL COMMUNICATIONS

None

5. PRESENTATION OF AWARDS

None

6. CONSENT CALENDAR

Moved by Vice Chair Roberts and seconded by Board Member Muir to approve the Consent Calendar with unanimous vote of approval.

Consent Calendar:

Agenda Item No. 7	Approval of Minutes for the May 11, 2012 meeting
Agenda Item No. 8	Approval for Payment of Warrants and Monthly Investment Report
Agenda Item No. 9	San Elijo Water Reclamation Facility Treated Effluent Flows – Monthly Report
Agenda Item No. 10	San Elijo Joint Powers Authority Recycled Water Program – Monthly Report
Agenda Item No. 11	New Second Tier Plan (Section 20475: Different Level of Benefits Provided for New Employees; Section 21353 2% @ 60 Full Formula and Section 20037 Three-Year Final Compensation

12. ITEMS REMOVED FROM CONSENT CALENDAR

None

13. ACCEPTANCE OF COMPLETION FOR THE ELECTRICAL UPGRADES PROJECT FOR THE SAN ELIJO WATER RECLAMATION FACILITY

The General Manager reported that the Electrical Upgrades Project, designed by Camp Dresser & McKee, Inc. and construction awarded to Southern Construction Company, has been completed on time, with no substantial change orders and no injuries, and slightly under budget.

Moved by Vice Chair Roberts and seconded by Board Member Campbell to:

1. Authorize the General Manager to Sign and Record a Notice of Completion for the Electrical Upgrades Project and Southern Contracting Company.

Motion carried with unanimous vote of approval.

14. PROPOSED WHOLESALE RECYCLED WATER AGREEMENTS AND INFRASTRUCTURE PURCHASE

The General Manager presented to the Board of Directors three agreements designed to ensure the recycled water program at the SEJPA is providing the maximum value to the public, both in terms of sustainable water supply and cost of service. The SEJPA staff identified three opportunities for the Board of Director's consideration to grow recycled water sales, expand recycled water service, and manage future rate increases. The General Manager stated that the first agreement is with Olivenhain Municipal Water District (OMWD), to purchase recycled water from the SEJPA. The second agreement is the purchase of a recycled water pipeline that was recently constructed by Santa Fe Irrigation District (SFID) and which can expand water sales to both SFID and OMWD. The third is an amendment to an agreement for recycled water pricing with the SFID for 2013 that continues to offer SFID a reduced rate for recycled water.

The three agreements work together to increase recycled water sales, expand the minimum purchase commitments to the SEJPA's recycled water program, keep recycled water as an affordable and attractive alternative water supply, and recognize the unique situation of each water district. The General Manager answered questions from the Board on the proposed agreements. Ken Dunford, a Board of Director at SFID thanked both Mike Bardin and Michael Thornton on behalf of all SFID Board of Directors for all the hard work given towards developing these agreements.

Chair Barth thanked OMWD for taking the 30 day timeout and SFID for realizing the importance of a regional collaboration to make our community sustainable and resilient.

Moved by Board Member Muir and seconded by Vice Chair Roberts to:

1. Authorize the General Manager to Execute the attached Recycled Water Wholesale Agreement with the Olivenhain Municipal Water District;
2. Authorize the General Manager to Execute the attached Recycled Water Pipeline Purchase Agreement with the Santa Fe Irrigation District; and
3. Authorize the General Manager to Execute the Third Amendment to the 1996 Recycled Water Wholesale Purchase Agreement with the Santa Fe Irrigation District.

Motion carried with unanimous vote of approval.

15. GENERAL MANAGER'S REPORT

The General Manager reported that the North San Diego County Regional Recycled Water Project had been awarded a grant for \$1.5 million which will be signed shortly, with a second potential grant to follow. The Advanced Water Treatment Project at the SEJPA will benefit from this grant and will keep salt levels down and remove other constituents from the recycled water.

Chair Barth asked if a presentation could be done for San Dieguito Water District so that their rate payers are made aware of the efforts being done in this arena.

16. GENERAL COUNSEL'S REPORT

General Counsel Aiko Yamakawa stated that AB 845, targeting solid waste restrictions, passed. It prohibits cities, counties, and the voters of cities and counties by initiative from restricting the importation of solid waste to a privately owned facility in that city or county, based on place of origin.

17. BOARD MEMBER COMMENTS

Chair Barth asked for an update on current capital improvement projects. The General Manager stated that the Electrical Upgrades Projects has been completed, the Advanced Water Treatment Project is still under construction, and the forcemain replacement project by ARB is continuing. The Olivenhain Pump Station construction project is nearing completion and commission testing is underway.

18. CLOSED SESSION

None

19. ADJOURNMENT

The Board of Directors adjourned at 9:35 a.m. The next Board of Directors meeting will be held on Tuesday, November 13, 2012.

Respectfully submitted,



Michael T. Thornton, P.E.
General Manager

PAYMENT OF WARRANTS

13-11

2-Nov-12

VENDOR	DESCRIPTION OF EXPENSE	AMOUNT
<u>13-11 Warrants</u>		
ASCE	Membership - M. Thornton	\$265.00
AG Tech, LLC	Biosolids hauling - September	\$6,739.65
AT&T	Alarm service	\$381.63
AT&T	Phone service - 08/13/12 - 09/12/12	\$376.89
AT&T - Eden Gardens	DSL - 08/20/12 - 09/19/12	\$73.37
AT&T - Olivenhain	Phone service - 08/10/12 - 09/09/12	\$73.21
Abcana Industries	Hydrochloric acid	\$439.39
Arrowhead	Kitchen and lab supplies	\$197.50
Atlas Pumping Service	Grease & scum pumping - September	\$751.40
Atlas Pumping Service	Grease & scum pumping - October	\$554.88
Atlas Pumping Service	Grit and Screening - large bin	\$742.35
BankCard Center	Internet, web page support, repair parts, supplies	\$2,099.45
Barracuda Networks, Inc.	Network - Monthly back-up servers	\$50.00
Blake, Monica	Expense report - mileage	\$24.05
Boot World, Inc.	Safety boots - E. Hurtado	\$150.00
Brenntag Pacific, Inc.	Sodium Hydroxide - odor control - plant	\$2,004.87
Brithinee Electric	Filter feed pump - Water Reclamation	\$4,649.41
CS-Amsco	Air release valve - Water Reclamation	\$124.62
CWEA	Membership - C. Larsen	\$140.00
CWEA	Certificate - Laboratory analyst - A. Simonson	\$75.00
California Water Technologies	Ferric chloride - plant	\$5,991.50
Calscience Environmental Lab	Lab testing	\$205.00
Calscience Environmental Lab	Lab testing	\$543.00
Coast Waste Management, Inc.	Grit and screening - storm drain	\$479.34
Complete Office	Office supplies	\$167.83
Corodata	Record storage - September	\$67.70
Dudek & Associates	Construction inspection services - AWT Project	\$2,498.80
EDCO Waste & Recycling	Trash service - September	\$191.77
Electric Motor Specialists	Electrical testing & inspection - Cardiff PS	\$2,756.00
Golden Bell Products	Lift station degreaser - Coast PS	\$200.42
Golden State Overnight	Mailing monthly compliance reports	\$33.72
Guardian	Dental - October	\$1,362.21
Hach Co.	Sensor module - Water Reclamation	\$380.29
Hardy Diagnostics	Testing - Outfall	\$278.94
Health & Human Resource	Employee assistance program - October	\$317.68
Henry Troemner, LLC	Weight recalibration service - Lab	\$96.20
Hoch Consulting	Electrical Upgrades Project	\$375.00
Hoch Consulting	AWT Project	\$6,062.50
Hoch Consulting	Professional engineering services	\$1,375.00
Home Depot	Supplies - Plant	\$92.86
Jani-King	Janitorial service - October	\$882.64
Jani-King	Janitorial supplies	\$455.23
Kennedy/Jenks Consultants	AWT Project	\$42,827.83
Konica	Monthly copier maintenance	\$81.52

PAYMENT OF WARRANTS

13-11

2-Nov-12

VENDOR	DESCRIPTION OF EXPENSE	AMOUNT
Larsen, Casey	Expense report - electrical supplies	\$23.89
Leighton Consulting, Inc.	Geotechnical services - AWT Project	\$270.00
Marine Taxonomic Services	Ocean offshore monitoring	\$740.00
McMaster-Carr Supply Co.	Repair parts - Plant	\$425.70
McMaster-Carr Supply Co.	Repair parts - Plant & water reclamation	\$255.33
Medlin & Associates, Inc.	Noise mitigation monitoring - AWT Project	\$2,352.00
MegaPath Inc.	T-1 service - October	\$279.27
OMWD	Manchester - 08/08/12 - 09/11/12	\$49.01
OMWD	Consultant cost sharing - Recycled water	\$5,000.00
Olin Corp.	Sodium hypochlorite - bleach	\$3,154.46
PERS - Health	October	\$17,751.21
PERS - Retirement	Retirement premium - 09/28/12	\$16,276.08
PERS - Retirement	Retirement premium - 10/12/12	\$15,447.46
Pestguard Pest Control	Pest control	\$288.00
Petty Cash	Replenish petty cash	\$178.02
Piper, Michael	Expense report - Regional backflow conference	\$359.53
Polydyne, Inc.	Clarifloc	\$11,399.95
Preferred Benefits Insurance	Vision insurance - October	\$299.43
Probuild	Repairs, shop and field supplies	\$364.33
Procopio,Cory,Hargreaves	General - legal services - September	\$5,158.50
Propulsion Control Engineering	Repair parts - Solana Beach PS	\$376.65
Rain For Rent, Inc.	Hose and pipe rental - 9/05/12 - 9/12/12 - Olivenhain	\$71.40
SDG&E	Gas & electric - plant	\$2,234.63
SDG&E	Gas & electric - plant	\$6,133.58
SDG&E	Gas & electric - 9/05/12 - 10/04/12 - Cardiff	\$1,488.10
SDG&E	Gas & electric - 9/06/12 - 10/05/12 - Valley	\$2,057.11
SFID	Water - Lomas Santa Fe PS	\$1,239.24
SFID	Water - Eden Gardens PS July & September	\$212.09
Safetyline, Inc.	Rain & work gear	\$229.32
San Dieguito Water District	Manchester RWM 1 - 8/29/12 - 9/26/12	\$134.50
San Dieguito Water District	Manchester RWM 3 - 8/29/12 - 9/26/12	\$236.72
San Dieguito Water District	Manchester RWM 4 - 8/29/12 - 9/26/12	\$217.89
San Dieguito Water District	Manchester RWM 5 - 8/29/12 - 9/26/12	\$414.26
San Dieguito Water District	Manchester RWM 6 - 8/29/12 - 9/26/12	\$2,625.44
San Dieguito Water District	Manchester RWM 10 - 8/29/12 - 9/26/12	\$145.26
San Dieguito Water District	S. Coast Highway 101 - 7/23/12 - 9/24/12	\$41.89
San Dieguito Water District	Manchester - 7/23/12 - 9/24/12	\$449.75
San Dieguito Water District	Cardiff PS	\$195.49
San Elijo Payroll Account	Payroll - 10/05/12	\$83,330.96
San Elijo Payroll Account	Payroll - 10/19/12	\$72,809.90
SimplexGrinnell	Sprinkler system inspections	\$323.00
Smart & Final	Lab & lunchroom supplies	\$177.91
Southern Contracting Company	Electrical upgrades - capital project - Completion payment	\$53,554.68
Southland Enterprises	Sand pillows - Sediment drying pad	\$325.41
Sun Life Financial	Life and disability insurance - October	\$1,384.89
Terminix Processing Center	Pest control	\$81.00

PAYMENT OF WARRANTS

13-11

2-Nov-12

VENDOR	DESCRIPTION OF EXPENSE	AMOUNT
Terra Renewal	Biosolids hauling - September	\$4,089.64
Thornton, Michael	Expense report - Ocean outfall workshop	\$30.00
USA Bluebook	Repair parts - pump stations	\$218.50
Underground Service Alert	Dig alert - September	\$51.00
Unifirst Corporation	Uniform service - September	\$95.84
Unifirst Corporation	Uniform service - October	\$87.67
Unifirst Corporation	Uniform service - October	\$88.36
W.M. Lyles Co.	AWT Project	\$476,842.70
Wright Express FSC	Fuel - September	\$1,356.37
Total 13-11 Warrants		\$881,058.97


SAN ELIJO JOINT POWERS AUTHORITY

PAYMENT OF WARRANTS SUMMARY

2-Nov-12

PAYMENT OF WARRANTS		\$881,058.97
Reference Number	13-11	

I hereby certify that the demands listed and covered by warrants are correct and just to the best of my knowledge, and that the money is available in the proper funds to pay these demands. The cash flows of the SEJPA, including the Member Agency commitment in their operating budgets to support the operations of the SEJPA, are expected to be adequate to meet the SEJPA's obligations over the next six months. I also certify that the SEJPA's investment portfolio complies with the SEJPA's investment policy.



Gregory Lewis
Director of Finance/Administration
Treasurer

STATEMENT OF FUNDS AVAILABLE FOR PAYMENT OF WARRANTS
AND INVESTMENT INFORMATION
AS OF

2-Nov-12

FUNDS ON DEPOSIT WITH	AMOUNT
LOCAL AGENCY INVESTMENT FUND <i>(AUGUST 2012 YIELD 0.377%)</i>	
SELF INSURANCE RESERVE	\$ 300,000.00
RESTRICTED SRF RESERVE	\$ 630,000.00
UNRESTRICTED DEPOSITS	\$ 5,360,326.26
ADVANCED WATER TREATMENT LOAN PROCEEDS	\$ 1,000,000.00
CALIFORNIA BANK AND TRUST <i>(AUGUST 2012 YIELD 0.01%)</i>	
REGULAR CHECKING	\$ 41,954.32
PAYROLL CHECKING	\$ 5,000.00
TOTAL RESOURCES	\$ 7,337,280.58

*

SAN ELIJO JOINT POWERS AUTHORITY
MEMORANDUM

November 13, 2012

TO: Board of Directors
San Elijo Joint Powers Authority

FROM: General Manager

SUBJECT: SAN ELIJO WATER RECLAMATION FACILITY TREATED EFFLUENT FLOWS –
MONTHLY REPORT

RECOMMENDATION

No action required. This memorandum is submitted for information only.

DISCUSSION

Monthly Treatment Plant Performance and Evaluation

Wastewater treatment for the San Elijo Joint Powers Authority (SEJPA) met all NPDES ocean effluent limitation requirements for the month of September 2012. The primary indicators of treatment performance include the removal of Carbonaceous Biochemical Oxygen Demand (CBOD) and Total Suspended Solids (TSS). The SEJPA is required to remove a minimum of 85 percent of the CBOD and TSS from the wastewater. Treatment levels for CBOD and TSS were 98.0 percent and 96.3 percent, respectively, for September (as shown in Figure 1 and Figure 2).

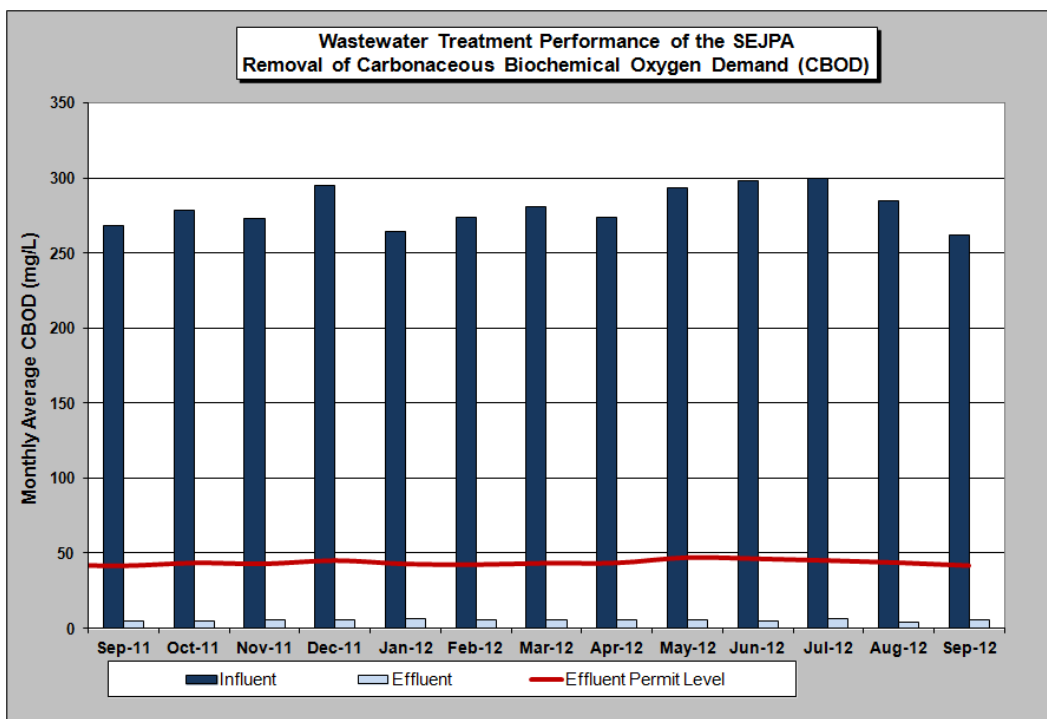


FIGURE 1

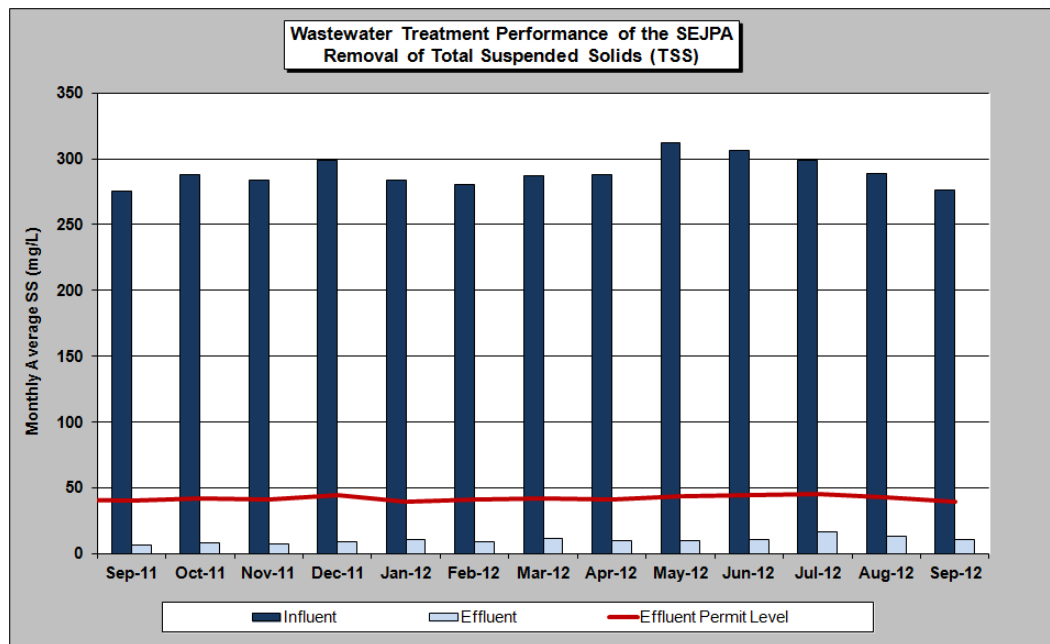


FIGURE 2

Member Agency Flows

Presented below are the influent and effluent flows for the month of September. Average daily influent flows were recorded for each Member Agency. Total effluent flow was recorded for the San Elijo Water Reclamation Facility.

	September	
	Influent (mgd)	Effluent (mgd)*
Cardiff Sanitary Division	1.349	0.544
City of Solana Beach	1.220	0.492
Rancho Santa Fe SID	0.142	0.058
Total San Elijo WRF Flow	2.711	1.094

Notes: As of July 1995, Rancho Santa Fe Community Services District (CSD) combined SID #2 and SID #3 into one Sewer Improvement District (SID).

* Effluent is calculated by subtracting the recycled water production from the influent wastewater.

Table 1 (below) presents the historical average, maximum, and unit influent and effluent flow rates per month for each of the Member Agencies since July 2008. It also presents the number of connected Equivalent Dwelling Units (EDUs) for each of the Member Agencies during this same time period.

Figure 3 (below) presents the historical average daily flows per month for each Member Agency. This is to provide a historical overview of the average treated flow by each agency. As shown in the figure, the average treated flow typically ranges between 2.9 and 3.1 million gallons per day (mgd). Also shown in Figure 3 is the total wastewater treatment capacity of the plant, 5.25 mgd, of which each Member Agency has the right to 2.5 mgd, and Rancho Santa Fe Community Service District has the right to 0.25 mgd.

SAN ELIJO WATER RECLAMATION FACILITY MONTHLY REPORT - FLOWS AND EDUS

MONTH	AVERAGE DAILY INFLUENT FLOW RATE (MGD)				AVERAGE DAILY EFFLUENT FLOW RATE (MGD)				CONNECTED EDUs				AVERAGE UNIT INFLUENT FLOW RATE (GAL/EDU/DAY)			
	CSD	RSF CSD	SB	TOTAL PLANT	CSD	RSF CSD	SB	TOTAL PLANT	CSD EDUS	RSF CSD EDUS	SB EDUS	TOTAL EDUS	CSD	RSF	SB	TOTAL PLANT
Jul-08	1.713	0.131	1.324	3.168	0.722	0.055	0.558	1.335	8,163	456	7,728	16,347	210	288	171	194
Aug-08	1.562	0.125	1.483	3.170	0.608	0.048	0.577	1.233	8,165	457	7,728	16,350	191	274	192	194
Sep-08	1.547	0.121	1.378	3.046	0.813	0.064	0.724	1.601	8,167	459	7,728	16,354	189	264	178	186
Oct-08	1.478	0.111	1.319	2.908	0.671	0.051	0.599	1.321	8,170	460	7,728	16,358	181	242	171	178
Nov-08	1.511	0.118	1.329	2.958	1.080	0.084	0.950	2.114	8,171	462	7,728	16,361	185	256	172	181
Dec-08	1.580	0.156	1.362	3.098	1.446	0.143	1.246	2.835	8,172	462	7,728	16,362	193	338	176	189
Jan-09	1.522	0.141	1.354	3.017	1.256	0.116	1.117	2.489	8,177	462	7,728	16,367	186	306	175	184
Feb-09	1.599	0.145	1.330	3.074	1.408	0.128	1.171	2.707	8,179	462	7,728	16,369	196	314	172	188
Mar-09	1.510	0.124	1.307	2.941	1.030	0.085	0.892	2.007	8,180	463	7,728	16,371	185	268	169	180
Apr-09	1.463	0.116	1.262	2.841	0.731	0.058	0.630	1.419	8,183	463	7,728	16,374	179	251	163	174
May-09	1.465	0.117	1.247	2.829	0.712	0.057	0.606	1.375	8,185	464	7,728	16,377	179	252	161	173
Jun-09	1.479	0.115	1.319	2.913	0.712	0.056	0.635	1.403	8,185	465	7,728	16,378	181	248	171	178
Jul-09	1.437	0.109	1.376	2.922	0.599	0.045	0.573	1.217	8,186	467	7,728	16,381	176	234	178	178
Aug-09	1.431	0.113	1.419	2.963	0.603	0.047	0.598	1.248	8,186	467	7,728	16,381	175	242	184	181
Sep-09	1.404	0.108	1.346	2.858	0.690	0.053	0.661	1.404	8,187	468	7,728	16,383	171	231	174	174
Oct-09	1.375	0.108	1.332	2.815	0.744	0.058	0.721	1.523	8,187	468	7,728	16,383	168	231	172	172
Nov-09	1.366	0.111	1.323	2.800	0.843	0.069	0.816	1.728	8,189	469	7,728	16,386	167	237	171	171
Dec-09	1.401	0.127	1.322	2.850	1.149	0.104	1.084	2.337	8,193	469	7,728	16,390	171	271	171	174
Jan-10	1.532	0.155	1.372	3.059	1.271	0.128	1.138	2.537	8,196	472	7,728	16,396	187	329	178	187
Feb-10	1.487	0.148	1.382	3.017	1.371	0.136	1.274	2.781	8,197	474	7,728	16,399	181	313	179	184
Mar-10	1.455	0.145	1.398	2.998	1.108	0.110	1.064	2.282	8,198	474	7,728	16,400	177	306	181	183
Apr-10	1.451	0.137	1.391	2.979	1.058	0.100	1.014	2.172	8,198	474	7,728	16,400	177	289	180	182
May-10	1.379	0.128	1.385	2.892	0.672	0.063	0.675	1.410	8,201	474	7,728	16,403	168	270	179	176
Jun-10	1.437	0.122	1.453	3.012	0.650	0.055	0.657	1.362	8,202	474	7,728	16,404	175	258	188	184
Jul-10	1.375	0.119	1.466	2.960	0.694	0.061	0.740	1.495	8,204	475	7,728	16,407	168	251	190	180
Aug-10	1.366	0.125	1.451	2.942	0.585	0.053	0.621	1.259	8,205	475	7,728	16,408	166	263	188	179
Sep-10	1.346	0.114	1.342	2.802	0.627	0.053	0.626	1.306	8,207	475	7,728	16,410	164	240	174	171
Oct-10	1.413	0.123	1.311	2.847	1.177	0.102	1.092	2.371	8,207	477	7,728	16,412	172	258	170	173
Nov-10	1.399	0.117	1.297	2.813	1.090	0.091	1.011	2.192	8,209	478	7,728	16,415	170	245	168	171
Dec-10	1.605	0.215	1.375	3.195	1.417	0.189	1.214	2.820	8,212	478	7,728	16,418	195	450	178	195
Jan-11	1.452	0.158	1.338	2.948	1.272	0.139	1.172	2.583	8,227	478	7,728	16,433	176	331	173	179
Feb-11	1.413	0.156	1.339	2.908	1.176	0.130	1.114	2.420	8,228	480	7,728	16,436	172	325	173	177
Mar-11	1.387	0.208	1.343	2.938	1.186	0.178	1.148	2.512	8,229	480	7,728	16,437	169	434	174	179
Apr-11	1.320	0.181	1.323	2.824	0.867	0.118	0.869	1.854	8,248	482	7,728	16,458	160	376	171	172
May-11	1.327	0.162	1.320	2.809	0.564	0.069	0.561	1.194	8,248	483	7,728	16,459	161	336	171	171
Jun-11	1.343	0.156	1.390	2.889	0.545	0.063	0.564	1.172	8,249	483	7,728	16,460	163	323	180	176
Jul-11	1.293	0.151	1.430	2.874	0.425	0.050	0.470	0.945	8,250	484	7,728	16,462	157	312	185	175
Aug-11	1.292	0.150	1.405	2.847	0.479	0.056	0.521	1.056	8,252	485	7,728	16,465	157	310	182	173
Sep-11	1.262	0.146	1.333	2.741	0.564	0.066	0.596	1.226	8,254	486	7,728	16,468	153	301	172	166
Oct-11	1.260	0.142	1.303	2.705	0.730	0.082	0.755	1.567	8,260	486	7,728	16,474	153	292	169	164
Nov-11	1.338	0.167	1.307	2.812	1.099	0.137	1.074	2.310	8,261	486	7,728	16,475	162	344	169	171
Dec-11	1.299	0.164	1.305	2.768	1.103	0.139	1.108	2.350	8,264	487	7,728	16,479	157	337	169	168
Jan-12	1.291	0.145	1.303	2.739	1.032	0.116	1.042	2.190	8,266	488	7,728	16,482	160	232	169	166
Feb-12	1.259	0.137	1.283	2.679	1.006	0.109	1.025	2.140	8,268	488	7,728	16,484	152	281	166	163
Mar-12	1.313	0.153	1.255	2.721	0.968	0.113	0.925	2.006	8,269	488	7,728	16,485	159	314	162	165
Apr-12	1.348	0.145	1.209	2.702	0.906	0.097	0.813	1.816	8,278	488	7,728	16,494	163	297	156	164
May-12	1.333	0.150	1.211	2.694	0.577	0.065	0.525	1.167	8,280	488	7,728	16,496	161	308	157	163
Jun-12	1.365	0.143	1.237	2.745	0.547	0.057	0.496	1.100	8,284	489	7,728	16,501	165	293	160	166
Jul-12	1.372	0.126	1.296	2.794	0.457	0.042	0.431	0.930	8,289	489	7,728	16,506	166	258	168	169
Aug-12	1.383	0.128	1.291	2.802	0.473	0.044	0.441	0.958	8,290	490	7,728	16,508	167	261	167	170
Sep-12	1.349	0.142	1.220	2.711	0.544	0.058	0.492	1.094	8,291	490	7,728	16,509	163	290	158	164

TABLE 1

CSD: Cardiff Sanitary Division

RSF CSD: Ranch Santa Fe Community Service District

SB: Solana Beach

EDU: Equivalent Dwelling Unit

ASSUMPTIONS: SB average flow includes San Elijo Hills flow of 0.131 mgd

SB Connected EDUs includes 300 EDUs for the City of San Diego

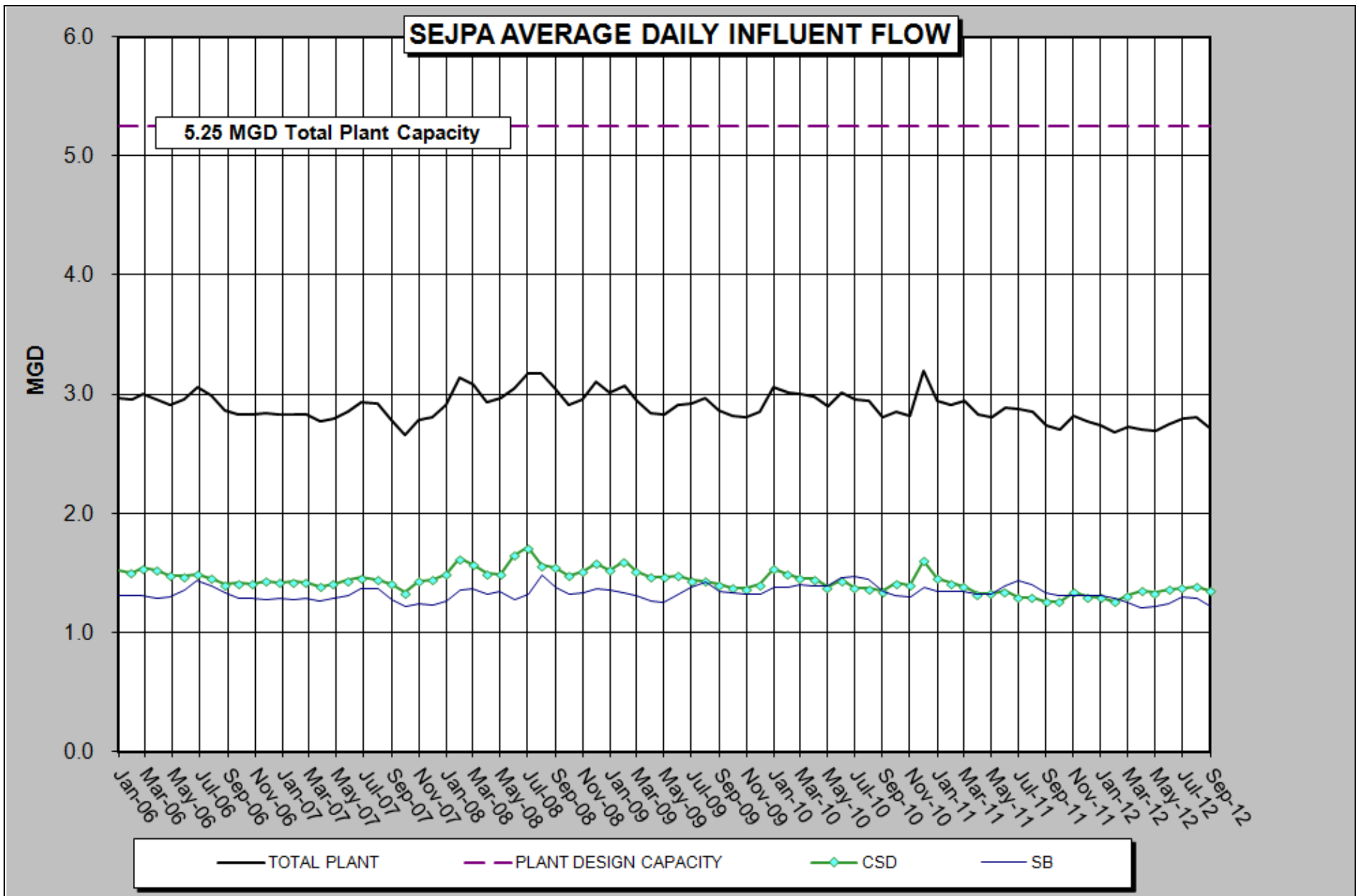


Figure 3

City of Escondido Flows

The average and peak flow rate from the City of Escondido's Hale Avenue Resource Recovery Facility, which discharges through the San Elijo Ocean Outfall, is reported below. The following average flow rate and peak flow rate is reported by the City of Escondido for the month of September.

	September (mgd)
Escondido (Average flow rate)	9.13
Escondido (Peak flow rate)	11.43

Connected Equivalent Dwelling Units

The number of EDUs connected for each of the Member Agencies for the month of September is as follows:

	September (EDU)
Cardiff Sanitary Division	8,291
Rancho Santa Fe SID	490
City of Solana Beach	7,428
San Diego (to Solana Beach)	300
Total EDUs to System	16,509

Respectfully submitted,



Michael T. Thornton, P.E.
General Manager

SAN ELIJO JOINT POWERS AUTHORITY
MEMORANDUM

November 13, 2012

TO: Board of Directors
San Elijo Joint Powers Authority

FROM: General Manager

SUBJECT: SAN ELIJO WATER RECLAMATION PROGRAM – MONTHLY REPORT

RECOMMENDATION

No action required. This memorandum is submitted for information only.

DISCUSSION

Recycled Water Production

For the month of September 2012, recycled water demand was 154.54 acre-feet (AF), which was met using 154.45 AF of recycled water and 0.09 AF of supplementation with potable water. This equates to a blend mix for September of 99.9 percent recycled water and 0.1 percent potable water supplementation. This recycled water demand for September was the highest on record since the program began in 2000.

Figure 1 (attached) provides monthly supply demands for recycled water over the last five years. Figure 2 (attached) provides a graphical view of annual recycled water demand spanning the last twelve fiscal years. Recycled water demand can fluctuate from year to year, which is typically a function of weather. For example, Fiscal Year 2003-04, an unusually dry year, resulted in increased recycled water demand; and Fiscal Year 2004-05, an unusually wet year, resulted in lower recycled water demand.

Respectfully submitted,



Michael T. Thornton, P.E.
General Manager

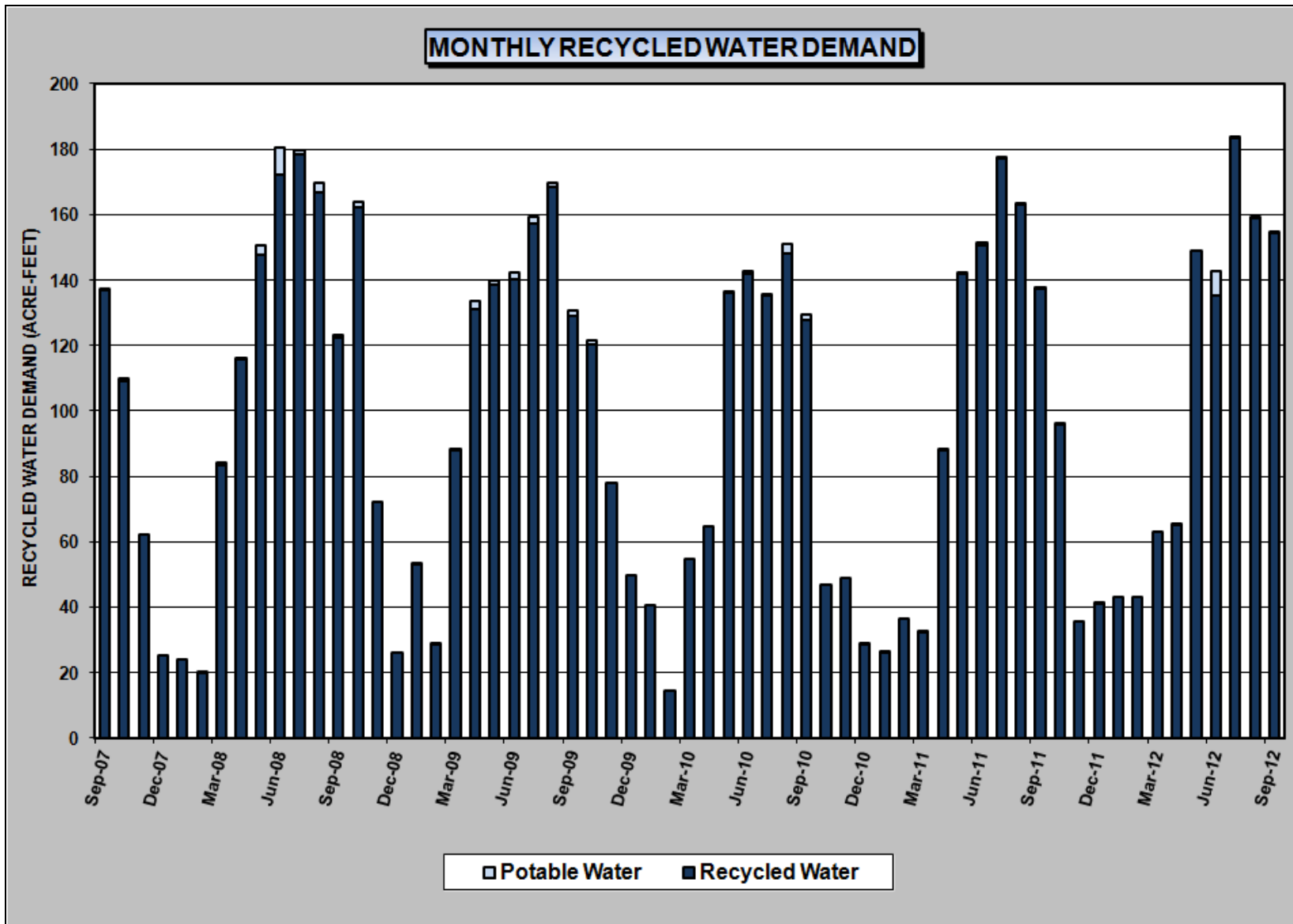


Figure 1

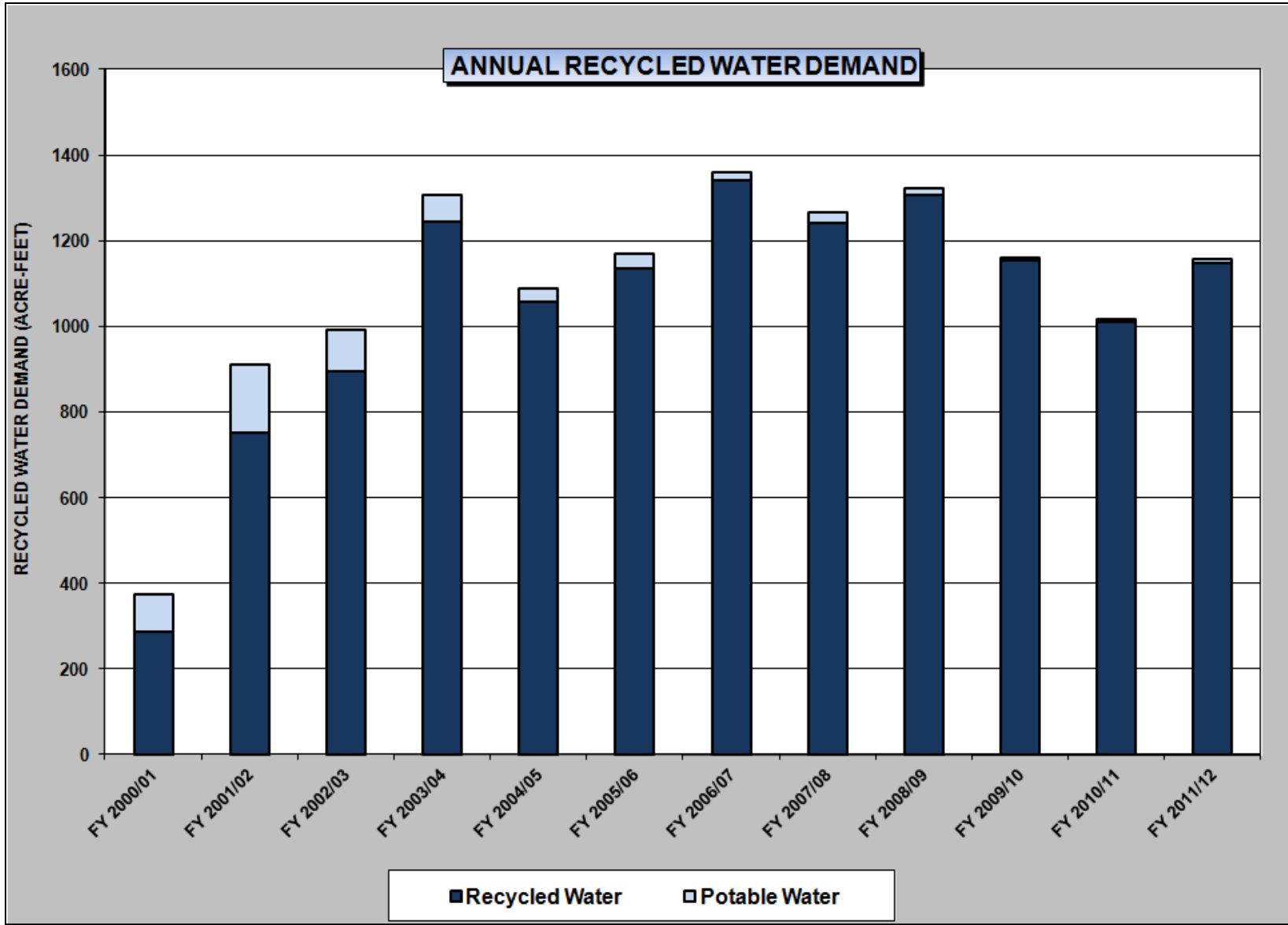


Figure 2

SAN ELIJO JOINT POWERS AUTHORITY
MEMORANDUM

November 13, 2012

TO: Board of Directors
San Elijo Joint Powers Authority

FROM: General Manager

SUBJECT: San Elijo Joint Powers Authority and Encina Wastewater Authority Resource Sharing Analysis

RECOMMENDATION

It is recommended that the Board of Directors:

1. Direct staff to work collaboratively with the Encina Wastewater Authority to identify and implement targeted resource sharing strategies and prepare a status report for the Board of Directors consideration in April 2013; and
2. Discuss and take other action as appropriate.

BACKGROUND

In July 2012, the Board of Directors authorized the General Manager to preliminarily evaluate opportunities for resource sharing between the San Elijo Joint Powers Authority (SEJPA) and the Encina Wastewater Authority (EWA). The intent of this direction was to determine if cost savings through resource sharing could be achieved while maintaining or improving the level of service provided by each agency.

DISCUSSION

EWA and SEJPA are analogous, high-performing organizations that protect public health and the environment. Like SEJPA, EWA operates, maintains, and administers a jointly owned wastewater treatment plant, an ocean outfall, several sub-regional wastewater pumping stations, and a water reclamation facility. EWA's member agencies are the City of Encinitas, City of Carlsbad, City of Vista, Leucadia Wastewater District, Vallecitos Water District, and the Buena Sanitation District. Both EWA and SEJPA have the City of Encinitas as a common member agency. EWA and SEJPA have other similarities including governance structure, operating environment, and labor classifications. Attachment 1 provides an Agency Comparison at a Glance.

Preliminary Evaluation. Working collaboratively, SEJPA and EWA conducted a preliminary evaluation to identify resource sharing opportunities between the two agencies. The goal was to identify opportunities that could improve organizational effectiveness, reduce costs, or both. The evaluation identified opportunities that ranged from simple to complex and that could be implemented immediately, in the near-term, and in the long-term. Staff's best professional judgment is to move forward on simple, easily implementable opportunities, that pose minimal risk to either agency. The intent being that experience gained in implementing simple, low-risk opportunities could provide valuable insight in determining if more complex opportunities should be considered.

Opportunities. The Preliminary Evaluation indicates that immediate (1 - 12 months), near-term (1 - 3 years), and long-term (3 years +) opportunities exist.

- Immediate opportunities may include: more robust regional emergency response capabilities; more cost-effective biosolids management; maximizing opportunities for commodities purchasing economies; and streamlining or improving the level of internal administrative service provided by both agencies.
- Short-term opportunities may include: elimination of redundant professional services and support contracts; building a more efficient organization that can better develop staff's technical capabilities and match those capabilities to changing organizational needs; and improved staffing depth and succession planning.
- Long term opportunities may include joint planning, system interconnection, and optimization of asset utilization.

Next Steps. Staff will work with EWA to develop immediately implementable resource sharing strategies that can provide benefit with minimal risk exposure. Staff will report back to the Board of Directors on progress achieved within 6 months.

FISCAL IMPACT

No financial impact for developing and implementing the recommendations. The goal would be to reduce costs for each agency with each strategy implemented.

It is therefore recommended that the Board of Directors:

1. Direct staff to work collaboratively with the Encina Wastewater Authority to identify and implement targeted resource sharing strategies and prepare a status report for the Board of Directors consideration in April 2013; and
2. Discuss and take other action as appropriate.

Respectfully submitted,



Michael T. Thornton, P.E.
General Manager

Agency Comparison at a Glance

	SEJPA	EWA
Agency Structure	Joint Powers Authority	Joint Powers Authority
Bidding Required	Yes	No
No. of Member Agencies	2	6
Operating Budget (FY2012-13) excluding debt	\$4.9 million	\$13.5 million
Capital Budget (FY2012-13)	\$1.0 million	\$10.0 million
Recycled Water Revenue	\$2.0 million	\$0.8 million
Annual Debt Service Payment**	\$2.5 million	n/a
Capital Asset Value at Cost (FY 2010-11 Audit)	\$59.1 million	\$226.5 million
Accumulated Depreciation	\$23.3 million	\$112.4 million
Debt Service to Revenue Ratio	33.3%	n/a
Debt Service to Assets Ratio	4.2%	n/a
Re-Investment Ratio	1.7%	4.4%
Depreciation Ratio	39.4%	49.6%
Number of Employees	21	65
OPEB Unfunded Liability	\$149,480	\$510,993
OPEB UAAL / EE	\$7,118	7,861
WW Treatment Capacity/Average Flow (MGD)	5.25 /3.00	43.30/23.50
Operates Recycled Water Distribution Facilities	Yes	Yes
Operated Water Reclamation Capacity	2.5 MGD	5.0 MGD
Operates Ocean Outfall	Yes	Yes
Non-Point Source Control Program	No	Yes
Daily Power Production Capacity	n/a	3.0 MW
No. of Remote Facilities / Programs Operated	11	5

*** Majority of SEJPA debt is scheduled to be retired in 2020*

SAN ELIJO JOINT POWERS AUTHORITY
MEMORANDUM

November 13, 2012

TO: Board of Directors
San Elijo Joint Powers Authority

FROM: General Manager

SUBJECT: Proposition 84, Integrated Regional Water Management Grant Proposal

RECOMMENDATION

No action required. This memorandum is submitted for information only.

BACKGROUND

Integrated Regional Water Management (IRWM) planning was derived from Proposition 50 which was passed by California voters in November 2002, authorizing \$3.4 billion in general obligation bonds to fund a variety of specified water and wetlands projects. It set aside \$380 million for IRWM related grants. IRWM work was continued in November 2006, when voters passed Proposition 84, the Safe Drinking Water, Water Quality and Supply, Flood Control, River and Coastal Protection Bond Act, which provides \$1 billion for IRWM Planning and Implementation.

The San Diego IRWM Plan was finalized in 2007 to coordinate water resource management efforts and to enable the San Diego Region to apply and compete for grants tied to IRWM Planning. The San Diego IRWM Plan can be viewed at the following link: <http://www.rmewater.com/clients/sdirwmp/plan.html>. The SEJPA has been an integral part of the planning process as an active member of the Regional Advisory Committee (RAC) since 2006.

DISCUSSION

In an effort to maximize the regional impact of SEJPA efforts, the SEJPA has partnered with the Olivenhain Municipal Water District (OMWD), the San Elijo Lagoon Conservancy (SELC), the Solana Center for Environmental Innovation (SCEI), and Coastkeeper to develop the Escondido Creek Watershed Integrated Resource Management Project (ECWIRMP).

The ECWIRMP is a collaborative effort between public agencies and non-governmental organizations that will monitor and manage resources within and adjacent to the Escondido Creek Watershed in a manner consistent with local and regional sustainability goals. Major project elements (and associated sponsors) include:

- RW Retrofit Program (SEJPA) - The retrofit program provides economic incentives for water users to convert from potable to reclaimed water. Identified users are estimated to convert between 100 to 150 acre-feet per year (AFY).
- RW Facility Renewable Energy Program (SEJPA) - The SEJPA proposes to construct between 35 to 65 kilowatts (kW) of solar panels on RW facilities to offset the costs and GHG emissions associated with treatment.
- Brackish-to-Potable Water Facility Preliminary Design, Environmental Impact Report, and Test Well Construction (OMWD) - OMWD proposes to prepare preliminary design and an environmental impact report (EIR) and drill and test a production well for a 1 to 5 MGD brackish-to-potable water facility. Design would include (1) a preliminary design report, (2) a groundwater basin management plan, (3) a groundwater modeling and recharge study, (4) a brine treatment and disposal study, and (5) a siting study. The brine study will be a collaborative effort between the SEJPA and OMWD, examining the advantages of using existing infrastructure. This project would also construct and test a groundwater production well.
- Storm Water Hydrograph Study (Coastkeeper) - Coastkeeper proposes to perform water sampling and hydrographic analysis to help determine sources of nutrients in the Escondido Creek.
- Water Quantity and Quality Monitoring (SELIC) - The SELIC proposes to monitor the water quantity and quality in the San Elijo Lagoon and Escondido Creek.
- Water Tours (SELIC) - The SELIC proposes to provide educational outreach by conducting tours of water within San Diego County. The tour will include stops at (1) water sources - lakes and streams, (2) water treatment facilities - OMWD water treatment plant, (3) water users - residences/businesses, (4) waste water treatment facilities - SEWRF, (5) educational facilities - the Solana Center for Environmental Innovation and the San Elijo Lagoon Conservancy, and (6) receiving waters - San Elijo Lagoon and the Pacific Ocean. The tour will provide state approved educational curriculum.
- Where You Live Mapping Program (SCEI) - This web-based mapping program allows a user to input their address and follow a drop of polluted water as it travels through the watershed (drainage ditches, surface waters, etc.) to the ultimate receiving waters. The program shows the user information on the impacted species (flora and fauna) and habitats along the path. The program includes preparation of educational curriculum for schools as well as user-friendly access from schools, homes, businesses, and civic organizations.

This project is focused on developing local water supplies to offset imported water demands, creating renewable energy to offset the costs and demands associated with water treatment, collecting and publishing local water quality data from within the watershed, and developing educational curriculum and outreach systems for schools, businesses, and civic groups within San Diego County. This project is supported by the Santa Fe Irrigation District, the City of Solana Beach, the City of Encinitas, the Escondido Creek Watershed Alliance, and the San Dieguito Water District.

FINANCIAL IMPACT

The planning level cost estimate for the Escondido Creek Watershed Integrated Resource Management Project is \$4.3 million, for which each project partner is responsible for their share. The SEJPA would be responsible for project elements totaling \$894,400. The SEJPA has submitted the Escondido Creek Watershed Integrated Resource Management Project for

grant consideration through the San Diego Integrated Regional Water Management (IRWM) program for Proposition 84 funding. The total requested grant amount is \$2.3 million with the SEJPA asking for \$484,500 in grant funding.

No action required. This memorandum is submitted for information only.

Respectfully submitted,

A handwritten signature in black ink, appearing to read "M. Thornton", written over a horizontal line.

Michael T. Thornton, P.E.
General Manager