

AGENDA
SAN ELIJO JOINT POWERS AUTHORITY
MONDAY MARCH 12, 2012 AT 9:00 AM
SAN ELIJO WATER RECLAMATION FACILITY – CONFERENCE ROOM
2695 MANCHESTER AVENUE
CARDIFF BY THE SEA,
CALIFORNIA

1. CALL TO ORDER
2. ROLL CALL
3. PLEDGE OF ALLEGIANCE
4. ORAL COMMUNICATIONS (NON-ACTION ITEM)
5. PRESENTATION OF AWARDS
6. * **CONSENT CALENDAR**
7. * APPROVAL OF MINUTES FOR THE FEBRUARY 13, 2012 MEETING
8. * APPROVAL FOR PAYMENT OF WARRANTS AND MONTHLY INVESTMENT REPORTS
9. * SAN ELIJO WATER RECLAMATION FACILITY TREATED EFFLUENT FLOWS – MONTHLY REPORT
10. * SAN ELIJO JOINT POWERS AUTHORITY RECYCLED WATER PROGRAM – MONTHLY REPORT
11. * SAN ELIJO JOINT POWERS AUTHORITY AUDIT PROCESS
12. * ITEMS REMOVED FROM CONSENT CALENDAR

Items on the Consent Calendar are routine matters and there will be no discussion unless an item is removed from the Consent Calendar. Items removed by a "Request to Speak" form from the public will be handled immediately following adoption of the Consent Calendar. Items removed by a Board Member will be handled as directed by the Board.

REGULAR AGENDA

13. NORTH SAN DIEGO COUNTY REGIONAL RECYCLED WATER PROJECT – APPROVAL FOR FUNDING PROGRAMMATIC ENVIRONMENTAL IMPACT REPORT AND PROJECT FEASIBILITY STUDY

It is recommended that the Board of Directors:

1. Approve Funding for the Programmatic Environmental Impact Report and Project Feasibility Study, Not-To-Exceed \$60,250;
2. Authorize the General Manager to Execute Regional Agreement for Joint Cost Sharing of the Programmatic Environmental Impact Report and Project Feasibility Study, Not-To-Exceed \$60,250; and
3. Discuss and take action as appropriate.

Staff Reference: General Manager

14. GENERAL MANAGER'S REPORT

Informational report by the General Manager on items not requiring Board action.

15. GENERAL COUNSEL'S REPORT

Informational report by the General Counsel on items not requiring Board action.

16. BOARD MEMBER COMMENTS

This item is placed on the agenda to allow individual Board Members to briefly convey information to the Board or public, or to request staff to place a matter on a future agenda and/or report back on any matter. There is no discussion or action taken on comments by Board Members.

17. CLOSED SESSION

A closed session will be held per Government Code Section 54957.6: Labor Negotiations

A closed session may be held at any time during this meeting of the San Elijo Joint Powers Authority for the purposes of discussing potential or pending litigation or other appropriate matters pursuant to the "Ralph M. Brown Act".

18. ADJOURNMENT

The next regularly scheduled San Elijo Joint Powers Authority Board Meeting will be April 9, 2012 at 9:00 a.m.

NOTICE:

The San Elijo Joint Powers Authority's open and public meetings meet the protections and prohibitions contained in Section 202 of the Americans With Disabilities Act of 1990 (42 U.S.C Section 12132), and the federal rules and regulations adopted in implementation thereof. Any person with a disability who requires a modification or accommodation, including auxiliary aids or services, in order to participate in a public meeting of the SEJPA Board of Directors may request such modification or accommodation from Michael T. Thornton, General Manager, (760) 753-6203 ext. 72.

The agenda package and materials related to an agenda item submitted after the packet's distribution to the Board is available for public review in the lobby of the SEJPA Administrative Office during normal business hours. Agendas and minutes are available at www.sejpa.org. The SEJPA Board meetings are held on the second Monday of the month, except August.

AFFIDAVIT OF POSTING

I, Michael T. Thornton, Secretary of the San Elijo Joint Powers Authority, hereby certify that I posted, or have caused to be posted, a copy of the foregoing agenda in the following locations:

San Elijo Water Reclamation Facility, 2695 Manchester Avenue, Cardiff, California
City of Encinitas, 505 South Vulcan Avenue, Encinitas, California
City of Solana Beach, 635 South Highway 101, Solana Beach, California

The notice was posted at least 72 hours prior to the meeting, in accordance with Government Code Section 54954.2(a).

Date: March 7, 2012



Michael T. Thornton, P.E.
Secretary / General Manager

SAN ELIJO JOINT POWERS AUTHORITY
MINUTES OF THE BOARD MEETING
HELD ON FEBRUARY 13, 2012
AT THE
SAN ELIJO WATER RECLAMATION FACILITY

Teresa Barth, Chair

David Roberts, Vice Chair

A Meeting of the Board of Directors of the San Elijo Joint Powers Authority (SEJPA) was held Monday, February 13, 2012, at 9:00 a.m., at the San Elijo Water Reclamation Facility at 2695 Manchester Avenue, Cardiff by the Sea, California.

1. CALL TO ORDER

Chair Barth called the meeting to order at 9:00 a.m.

2. ROLL CALL

Directors Present:

Teresa Barth
Thomas M. Campbell
Mark Muir
David W. Roberts

Others Present:

General Manager
Director of Finance/Administration
Director of Operations
Administrative Assistant
Accounting Technician
Safety/HR Administrator
Chief Plant Operator
Lead Operator
Operator

Michael Thornton
Greg Lewis
Christopher Trees
Monica Blake
Carrie Cook
Marisa Buckles
John Clark
Ken Regnier
Aaron Simonson

SEJPA Counsel:

Procopio, Cory, Hargreaves & Savitch

Greg Moser

City of Encinitas,
Public Works Management Analyst

Bill Wilson

City of Solana Beach,
City Manager

David Ott

City of Solana Beach,
Director of Engineering/Public Works

Mohammad "Mo" Sammak

St. Francis Court HOA

Al Evans & Frank Warner

3. PLEDGE OF ALLEGIANCE

Vice Chair Roberts led the Pledge of Allegiance.

4. ORAL COMMUNICATIONS

None

5. PRESENTATION OF AWARDS

The General Manager presented John Clark, Chief Plant Operator, and Ken Regnier, Lead Operator, each with a certificate of recognition for 20 years of continuous service to the SEJPA.

The General Manager stated that the California Water Environment Association (CWEA), San Diego Section, awarded Aaron Simonson, Operator II, with the 2011 Operator of the Year Award. Also, CWEA, San Diego Section, awarded the San Elijo Water Reclamation Facility the 2011 Small Plant of the Year Award. Both Aaron Simonson and the San Elijo Water Reclamation Facility will be considered for the CWEA awards at the state level.

6. CONSENT CALENDAR

Moved by Board Member Muir and seconded by Vice Chair Roberts to approve the Consent Calendar with unanimous vote of approval.

Consent Calendar:

- | | |
|--------------------|--|
| Agenda Item No. 7 | Approval of Minutes for the January 9, 2012 meeting |
| Agenda Item No. 8 | Approval for Payment of Warrants and Monthly Investment Report |
| Agenda Item No. 9 | San Elijo Water Reclamation Facility Treated Effluent Flows – Monthly Report |
| Agenda Item No. 10 | San Elijo Joint Powers Authority Recycled Water Program – Monthly Report |

11. ITEMS REMOVED FROM CONSENT CALENDAR

None

12. SAN ELIJO JOINT POWERS AUTHORITY MID-YEAR REVIEW OF THE FISCAL YEAR 2011-12 OPERATING BUDGET

The Director of Finance/Administration presented the mid-year analysis of the SEJPA's FY 2011-12 Budget. Greg Lewis stated that it is expected that overall, the SEJPA will be in a strong position to conclude the fiscal year at or slightly below budget. Personnel costs are projected to end the year at budgeted levels while non-personnel costs such as supplies and services should end the year below budgeted levels. Each program has designated contingency funding to address emergency issues, unforeseen repairs, or other unplanned events. At this time, it is not expected that the use of contingency funds will be required. Any funds not expended are returned to the funding agency.

No action required. This memorandum was submitted for information only.

13. RECYCLED WATER PROGRAM UPDATE

The General Manager reported that during the end of 2011 and the start of 2012, the SEJPA has been actively engaging local water districts towards improving program efficiencies, managing costs, and expanding service.

The meetings conducted with the Santa Fe Irrigation District, (SFID), have covered such topics as using the newly completed SFID pipeline to reach new customers and the development of a purchase agreement for transferring ownership of this pipeline to the SEJPA.

The San Dieguito Water District, (SDWD), and the SEJPA conducted several meetings that focused on regional partnership, expanding recycled water use, and cost management. An agreement was reached that provided reconciliation clarity between the Encinitas Ranch Golf Course surplus water agreement and the original recycled water purchase agreement between SDWD and the SEJPA.

The discussions held with Del Mar, the 22nd Agricultural District, have covered expanded use in the fairground's irrigation system and the feasibility for using recycled water in the cooling towers.

The discussions between the SEJPA and the Olivenhain Municipal Water District, (OMWD), have focused on the possibility of developing a recycled water purchase agreement, as currently the SEJPA does not sell recycled water to OMWD.

No action required. This memorandum was submitted for information only.

14. GENERAL MANAGER'S REPORT

The General Manager reported that recycled water is gaining attention and on March 20, 2012, the State Assembly Water, Parks and Wildlife Committee is scheduled to conduct a hearing entitled "Untapped Potential: Water Reuse for California's Future Water Supply Reliability." This hearing is being held to build awareness of water recycling and create a foundation for the Committee's consideration of legislation to revise California's water recycling statutes.

15. GENERAL COUNSEL'S REPORT

General Counsel Greg Moser stated that a report came out mid-December on the Local Agency Formation Commission (LAFCO) effectiveness stating that LAFCOs are concerned that they lack any authority over joint powers authorities. The General Counsel stated that there is no legislation in the works at this time, and he will keep the Board posted on any updates.

16. BOARD MEMBER COMMENTS

None

17. CLOSED SESSION

The Board of Directors adjourned to closed session at 10:04 a.m., with Labor Negotiators Michael Thornton and Greg Lewis, per Government Code Section 54957.6: Labor Negotiations.

18. ADJOURNMENT

The Board of Directors came out of closed session at 10:55 a.m. with no reportable action and adjourned at 10:56 a.m. The next Board of Directors meeting will be held on March 12, 2012.

Respectfully submitted,



Michael T. Thornton, P.E.
General Manager

PAYMENT OF WARRANTS
12-03
2-Mar-12

VENDOR	DESCRIPTION OF EXPENSE	AMOUNT
<u>12-03 Warrants</u>		
AG Tech, LLC	Biosolids hauling - January	\$9,013.40
AT&T	Alarm service	\$380.17
AT&T - Eden Garden	DSL - 12/20/11 - 01/19/12	\$73.25
Abcana Industries	Hydrochloric acid - plant	\$397.55
Advanced Air & Vacuum	Air compressor service - water reclamation	\$672.16
Aetna Resources for Living	Employee assistance program - February	\$351.12
Airgas West	Calibration gas - pump stations and plant	\$377.49
Alpine Fence	fence removal and installation - plant	\$6,500.00
Arrowhead	Kitchen and lab supplies	\$283.59
Atlas Pumping Service	Grease and scum pumping - February	\$832.32
Atlas Pumping Service	Grease and scum pumping - January	\$277.44
Atlas Pumping Service	Grit and screening - January	\$742.35
BJ Rental Store	Lift rental - plant	\$169.81
BankCard Center	Office supplies, conference, CWEA, and repair parts	\$963.24
Barracuda Networks, Inc.	Network - back-up servers	\$50.00
Blake, Monica	Expense report - office supplies, staff meeting	\$84.42
Blake, Monica	Expense report - mileage	\$73.43
Brenntag Pacific, Inc.	Sodium Hydroxide - odor control - plant	\$1,298.68
Buckles, Marisa	Expense report - mileage, seminar, and office supplies	\$89.91
CSRMA	Worker's comp - 12/31/11 - 12/31/12	\$10,015.31
CWEA	Membership - A. Hoch	\$132.00
CWEA - TCP	Certificates - M. Henke and K. James	\$156.00
California Water Technologies	Ferric chloride - plant	\$5,746.18
Carl Warren & Co.	General - legal	\$110.88
Calscience Environmental Lab	Lab testing - lab	\$25.00
Coast Waste Management, Inc.	Roll-off rental - plant	\$20.00
Complete Office	Office supplies - February	\$73.22
Corporate Helicopters & Hawkin	Arial photos of plant - plant	\$137.52
Corodata	Record storage - January	\$68.79
County - Air Pollution Control	Permit - Olivenhain P. S.	\$325.00
County Burner Machinery Corp	Service digester's boiler - plant	\$228.00
EDCO Waste & Recycling	Trash service - January	\$187.77
Finest City Paper	Kitchen supplies	\$185.85
Fleet Services	Fuel - January	\$2,908.31
Golden State Overnight	Mailing compliance reports and lab samples	\$111.01
Guardian	Dental - January and February	\$1,207.48
Hach Company	Lab supplies	\$278.22
Hardy Diagnostics	Lab supplies	\$249.90
Home Depot Credit Services	Electrical supplies - plant	\$182.44
Hydroscape Products, Inc.	Plumbing supplies - water reclamation	\$190.84
Jani-King	Janitorial service - February	\$882.64
Jared R. Criscuolo	Consulting services	\$440.00
Kaman Industrial Technologies	Secondary sludge collector drive motor - plant	\$1,188.96
Kennedy/Jenks Consultants	Recycled water demineralization project	\$1,575.00
Kennedy/Jenks Consultants	Recycled water demineralization project	\$8,641.00

PAYMENT OF WARRANTS

12-03

2-Mar-12

VENDOR	DESCRIPTION OF EXPENSE	AMOUNT
Konica	Monthly copier maintenance	\$86.92
Marine Taxonomic Services	Ocean offshore monitoring - outfall - February	\$740.00
McMaster-Carr Supply Co.	Expansion joint with flanged ends - Olivenhain P. S.	\$170.10
MegaPath Inc.	T-1 service - February	\$278.13
Morgan Company	Vehicle maintenance - pump run truck	\$643.66
OMWD	Manchester - 12/08/11 - 01/10/12	\$32.84
Oil Filter Service, Inc.	Air filters - grit blowers - plant	\$151.32
One Source Distributors, Inc.	Blower set-up - electrical supplies - plant	\$1,053.57
One Source Distributors, Inc.	Electrical upgrade - RSlogix 5000	\$7,432.60
One Source Distributors, Inc.	Electrical supplies - water reclamation	\$1,182.84
One Source Distributors, Inc.	Smoke detector and electrical supplies	\$152.63
PERS - Health	Health - March	\$18,637.71
PERS - Retirement	Retirement premium - 02/10/12	\$16,157.73
PERS - Retirement	Retirement premium - 02/24/12	\$16,233.71
Pacific Green Landscape	Landscape service - February	\$1,150.00
Pacific Pipeline Supply	Field supplies - water reclamation	\$1,027.07
Pacific Pipeline Supply	Repair parts - Olivenhain P. S.	\$147.35
Pestguard Termite & Pest	Pest control - January	\$288.00
Petty Cash	Replenish petty cash	\$161.91
Polydyne Inc.	Clarifloc @ WE-007 - plant	\$10,408.65
Preferred Benefits Insurance	Vision insurance - February	\$338.48
Probuild	Repair, shop and field supplies - December	\$213.75
Probuild	Repair, shop and field supplies - January	\$227.08
Procopio,Cory,Hargreaves	General - January	\$3,471.00
Procopio,Cory,Hargreaves	Labor and employment - January	\$342.00
RSF Security Systems	Service call-secured connections at panel-Olivenhain	\$75.00
RSF Security Systems	Security - 03/01/12 - 05/31/12	\$1,413.00
San Diego Gas and Electric	Gas and electric - 01/06 - 02/06	\$32,059.07
San Diego Gas and Electric	Gas and electric - 01/09 - 02/07 - Cardiff	\$1,328.34
San Diego Gas and Electric	Gas and electric - 01/09 - 02/07 - Valley	\$1,949.76
San Dieguito Trophy	Name plate	\$8.08
San Dieguito Water District	2710 Manchester - 11/21/11 - 01/23/12	\$191.08
San Dieguito Water District	Manchester - 11/21/11 - 01/23/12	\$171.38
San Dieguito Water District	Manchester - 11/21/11 - 01/23/12	\$219.52
San Dieguito Water District	Manchester RWM 1 - 12/29/11 - 01/31/12	\$161.40
San Dieguito Water District	Manchester RWM 3 - 12/29/11 - 01/31/12	\$371.22
San Dieguito Water District	Manchester RWM 4 - 12/29/11 - 01/31/12	\$142.57
San Dieguito Water District	Manchester RWM 5 - 12/29/11 - 01/31/12	\$365.84
San Dieguito Water District	Manchester RWM 6 - 12/29/11 - 01/31/12	\$4,731.71
San Dieguito Water District	S. Coast Highway 101 - 11/21/11 - 01/23/12	\$44.81
San Elijo Payroll Account	Payroll - 02/10/2012	\$101,798.69
San Elijo Payroll Account	Payroll - 02/24/2012	\$99,609.35
Safe Hearing America	On-site mobile hearing testing	\$822.50
Sage Software, Inc.	Annual software maintenance and support	\$622.21
Santa Fe Irrigation District	Lomas Santa Fe Dr. - 11/16/11 - 01/18/12	\$819.24
Santa Fe Irrigation District	Valley - 12/30/11 - 01/31/12	\$117.21
Southern Contracting Company	Electrical improvements - January	\$53,232.97

PAYMENT OF WARRANTS

12-03

2-Mar-12

VENDOR	DESCRIPTION OF EXPENSE	AMOUNT
Southland Enterprises	Sand pillows 6' x 4" poly bag - plant	\$157.32
Specialty Seals & Accessories	Grit pump refurbish - plant	\$704.68
Sprint	Cellular phone service - Dec 2011 / Jan 2012	\$577.37
Sun Life Financial	Life and disability insurance - January	\$194.60
Sun Life Financial	Life and disability insurance - February	\$1,343.20
Sy Nielson Services, Inc.	Calibrate balances - lab	\$285.00
T.S. Industrial Supply	Safety cones, supplies - plant	\$512.35
Terra Renewal, LLC	Biosolids hauling - January	\$3,182.48
Test America	Lab testing - lab	\$152.25
Thornton, Michael	Expense report - CASA conference registration	\$425.00
Thornton, Michael	Expense report-meeting	\$43.06
Thornton, Michael	Wateruse board meeting - travel - Sacramento	\$549.00
UPS	Mailing parts - plant	\$13.69
USA Bluebook	Parts for chemical pumps - plant	\$226.01
USA Bluebook	Dwyer submersible level transmitter - water rec.	\$565.14
Underground Service Alert	Dig alert - January	\$78.00
Unifirst Corporation	Uniform service - January	\$88.91
Unifirst Corporation	Uniform service - February	\$180.35
VWR International, Inc.	Filter glass and tubes - lab	\$521.83
VWR International, Inc.	Lab and plant supplies	\$328.72
VWR International, Inc.	Slides - lab	\$112.57
VWR International, Inc.	Water reagent and tubes - lab and outfall	\$210.41
VWR International, Inc.	Lab supplies - outfall	\$33.72
WEF	Membership - A. Simonson	\$179.00
WEF	Membership - M. Henke	\$220.00
WaterReuse Association - SD	Membership-Thornton,Trees,Piper.Clark,Henke	\$150.00
Total 12-03 Warrants		\$449,916.31

SAN ELIJO JOINT POWERS AUTHORITY

PAYMENT OF WARRANTS SUMMARY

2-Mar-12

PAYMENT OF WARRANTS		\$449,916.31
Reference Number	12-03	

I hereby certify that the demands listed and covered by warrants are correct and just to the best of my knowledge, and that the money is available in the proper funds to pay these demands. The cash flows of the SEJPA, including the Member Agency commitment in their operating budgets to support the operations of the SEJPA, are expected to be adequate to meet the SEJPA's obligations over the next six months. I also certify that the SEJPA's investment portfolio complies with the SEJPA's investment policy.



Gregory Lewis
Director of Finance/Administration
Treasurer

STATEMENT OF FUNDS AVAILABLE FOR PAYMENT OF WARRANTS
AND INVESTMENT INFORMATION
AS OF

2-Mar-12

FUNDS ON DEPOSIT WITH	AMOUNT
LOCAL AGENCY INVESTMENT FUND <i>(JANUARY 2012 YIELD 0.385%)</i>	
SELF INSURANCE RESERVE	\$ 300,000.00
RESTRICTED SRF RESERVE	\$ 630,000.00
UNRESTRICTED DEPOSITS	\$ 6,901,934.39
ADVANCED WATER TREATMENT LOAN PROCEEDS	\$ 2,000,000.00
CALIFORNIA BANK AND TRUST <i>(JANUARY 2012 YIELD 0.05%)</i>	
REGULAR CHECKING	\$ 41,411.95
PAYROLL CHECKING	\$ 5,000.00
TOTAL RESOURCES	\$ 9,878,346.34

*

SAN ELIJO JOINT POWERS AUTHORITY
MEMORANDUM

March 12, 2012

TO: Board of Directors
San Elijo Joint Powers Authority

FROM: General Manager

SUBJECT: SAN ELIJO WATER RECLAMATION FACILITY TREATED EFFLUENT FLOWS –
MONTHLY REPORT

RECOMMENDATION

No action required. This memorandum is submitted for information only.

DISCUSSION

Monthly Treatment Plant Performance and Evaluation

Wastewater treatment for the San Elijo Joint Powers Authority (SEJPA) met all NPDES ocean effluent limitation requirements for the month of January 2012. The primary indicators of treatment performance include the removal of Carbonaceous Biochemical Oxygen Demand (CBOD) and Total Suspended Solids (TSS). The SEJPA is required to remove a minimum of 85 percent of the CBOD and TSS from the wastewater. Treatment levels for CBOD and TSS were 97.7 percent and 96.2 percent, respectively, for January (as shown in Figure 1 and Figure 2).

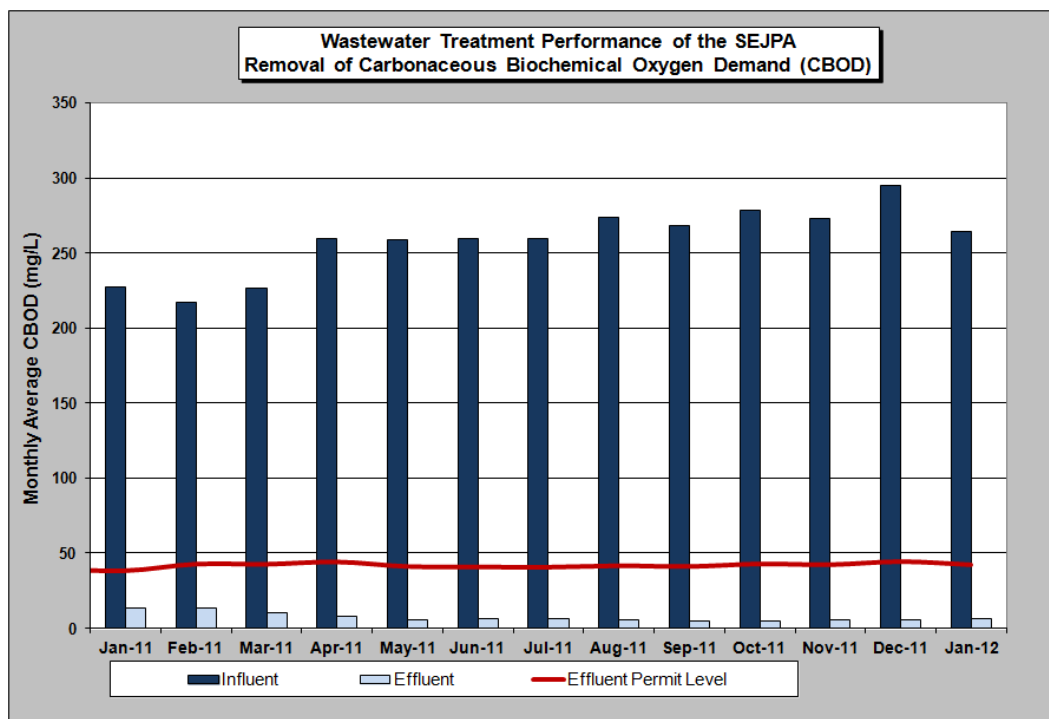


FIGURE 1

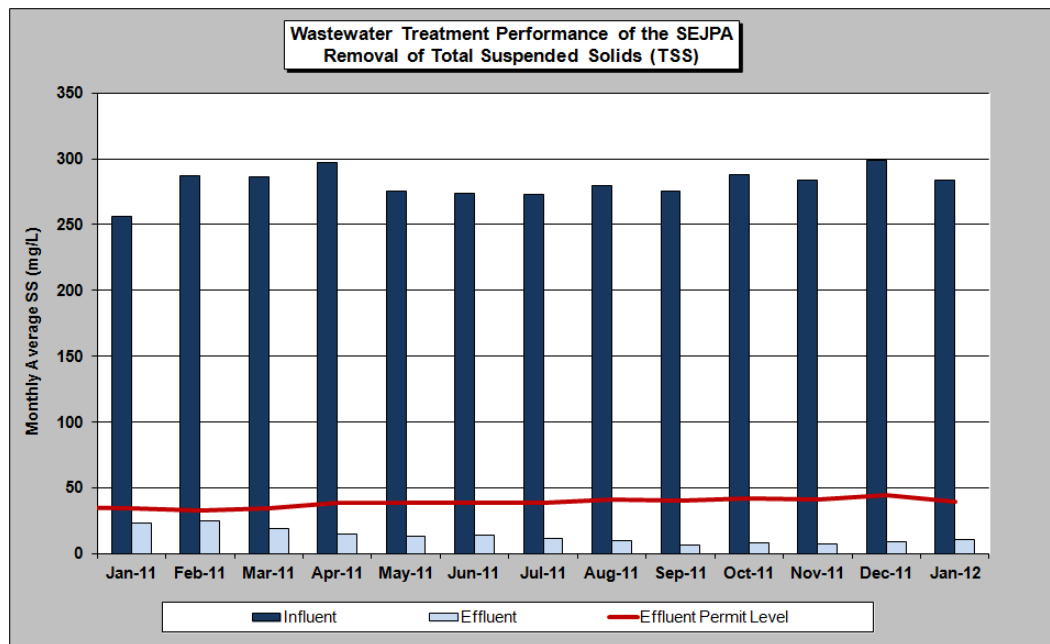


FIGURE 2

Member Agency Flows

Presented below are the influent and effluent flows for the month of January. Average daily influent flows were recorded for each Member Agency. Total effluent flow was recorded for the San Elijo Water Reclamation Facility.

	January	
	Influent (mgd)	Effluent (mgd)*
Cardiff Sanitary Division	1.323	1.058
City of Solana Beach	1.303	1.042
Rancho Santa Fe SID	0.113	0.090
Total San Elijo WRF Flow	2.739	2.190

Notes: As of July 1995, Rancho Santa Fe Community Services District (CSD) combined SID #2 and SID #3 into one Sewer Improvement District (SID).

* Effluent is calculated by subtracting the recycled water production from the influent wastewater.

Table 1 (below) presents the historical average, maximum, and unit influent and effluent flow rates per month for each of the Member Agencies since July 2008. It also presents the number of connected Equivalent Dwelling Units (EDUs) for each of the Member Agencies during this same time period.

Figure 3 (below) presents the historical average daily flows per month for each Member Agency. This is to provide a historical overview of the average treated flow by each agency. As shown in the figure, the average treated flow typically ranges between 2.9 and 3.1 million gallons per day (mgd). Also shown in Figure 3 is the total wastewater treatment capacity of the plant, 5.25 mgd, of which each Member Agency has the right to 2.5 mgd, and Rancho Santa Fe Community Service District has the right to 0.25 mgd.

SAN ELIJO WATER RECLAMATION FACILITY MONTHLY REPORT - FLOWS AND EDUS

MONTH	AVERAGE DAILY INFLUENT FLOW RATE (MGD)				AVERAGE DAILY EFFLUENT FLOW RATE (MGD)				CONNECTED EDUs				AVERAGE UNIT INFLUENT FLOW RATE (GAL/EDU/DAY)			
	CSD	RSF	SB	TOTAL PLANT	CSD	RSF	SB	TOTAL PLANT	CSD EDUS	RSF EDUS	SB EDUS	TOTAL EDUS	CSD	RSF	SB	TOTAL PLANT
Jul-08	1.713	0.131	1.324	3.168	0.722	0.055	0.558	1.335	8,163	456	7,728	16,347	210	288	171	194
Aug-08	1.562	0.125	1.483	3.170	0.608	0.048	0.577	1.233	8,165	457	7,728	16,350	191	274	192	194
Sep-08	1.547	0.121	1.378	3.046	0.813	0.064	0.724	1.601	8,167	459	7,728	16,354	189	264	178	186
Oct-08	1.478	0.111	1.319	2.908	0.671	0.051	0.599	1.321	8,170	460	7,728	16,358	181	242	171	178
Nov-08	1.511	0.118	1.329	2.958	1.080	0.084	0.950	2.114	8,171	462	7,728	16,361	185	256	172	181
Dec-08	1.580	0.156	1.362	3.098	1.446	0.143	1.246	2.835	8,172	462	7,728	16,362	193	338	176	189
Jan-09	1.522	0.141	1.354	3.017	1.256	0.116	1.117	2.489	8,177	462	7,728	16,367	186	306	175	184
Feb-09	1.599	0.145	1.330	3.074	1.408	0.128	1.171	2.707	8,179	462	7,728	16,369	196	314	172	188
Mar-09	1.510	0.124	1.307	2.941	1.030	0.085	0.892	2.007	8,180	463	7,728	16,371	185	268	169	180
Apr-09	1.463	0.116	1.262	2.841	0.731	0.058	0.630	1.419	8,183	463	7,728	16,374	179	251	163	174
May-09	1.465	0.117	1.247	2.829	0.712	0.057	0.606	1.375	8,185	464	7,728	16,377	179	252	161	173
Jun-09	1.479	0.115	1.319	2.913	0.712	0.056	0.635	1.403	8,185	465	7,728	16,378	181	248	171	178
Jul-09	1.437	0.109	1.376	2.922	0.599	0.045	0.573	1.217	8,186	467	7,728	16,381	176	234	178	178
Aug-09	1.431	0.113	1.419	2.963	0.603	0.047	0.598	1.248	8,186	467	7,728	16,381	175	242	184	181
Sep-09	1.404	0.108	1.346	2.858	0.690	0.053	0.661	1.404	8,187	468	7,728	16,383	171	231	174	174
Oct-09	1.375	0.108	1.332	2.815	0.744	0.058	0.721	1.523	8,187	468	7,728	16,383	168	231	172	172
Nov-09	1.366	0.111	1.323	2.800	0.843	0.069	0.816	1.728	8,189	469	7,728	16,386	167	237	171	171
Dec-09	1.401	0.127	1.322	2.850	1.149	0.104	1.084	2.337	8,193	469	7,728	16,390	171	271	171	174
Jan-10	1.532	0.155	1.372	3.059	1.271	0.128	1.138	2.537	8,196	472	7,728	16,396	187	329	178	187
Feb-10	1.487	0.148	1.382	3.017	1.371	0.136	1.274	2.781	8,197	474	7,728	16,399	181	313	179	184
Mar-10	1.455	0.145	1.398	2.998	1.108	0.110	1.064	2.282	8,198	474	7,728	16,400	177	306	181	183
Apr-10	1.451	0.137	1.391	2.979	1.058	0.100	1.014	2.172	8,198	474	7,728	16,400	177	289	180	182
May-10	1.379	0.128	1.385	2.892	0.672	0.063	0.675	1.410	8,201	474	7,728	16,403	168	270	179	176
Jun-10	1.437	0.122	1.453	3.012	0.650	0.055	0.657	1.362	8,202	474	7,728	16,404	175	258	188	184
Jul-10	1.375	0.119	1.466	2.960	0.694	0.061	0.740	1.495	8,204	475	7,728	16,407	168	251	190	180
Aug-10	1.366	0.125	1.451	2.942	0.585	0.053	0.621	1.259	8,205	475	7,728	16,408	166	263	188	179
Sep-10	1.346	0.114	1.342	2.802	0.627	0.053	0.626	1.306	8,207	475	7,728	16,410	164	240	174	171
Oct-10	1.413	0.123	1.311	2.847	1.177	0.102	1.092	2.371	8,207	477	7,728	16,412	172	258	170	173
Nov-10	1.399	0.117	1.297	2.813	1.090	0.091	1.011	2.192	8,209	478	7,728	16,415	170	245	168	171
Dec-10	1.605	0.215	1.375	3.195	1.417	0.189	1.214	2.820	8,212	478	7,728	16,418	195	450	178	195
Jan-11	1.452	0.158	1.338	2.948	1.272	0.139	1.172	2.583	8,227	478	7,728	16,433	176	331	173	179
Feb-11	1.413	0.156	1.339	2.908	1.176	0.130	1.114	2.420	8,228	480	7,728	16,436	172	325	173	177
Mar-11	1.387	0.208	1.343	2.938	1.186	0.178	1.148	2.512	8,229	480	7,728	16,437	169	434	174	179
Apr-11	1.320	0.181	1.323	2.824	0.867	0.118	0.869	1.854	8,248	482	7,728	16,458	160	376	171	172
May-11	1.327	0.162	1.320	2.809	0.564	0.069	0.561	1.194	8,248	483	7,728	16,459	161	336	171	171
Jun-11	1.343	0.156	1.390	2.889	0.545	0.063	0.564	1.172	8,249	483	7,728	16,460	163	323	180	176
Jul-11	1.293	0.151	1.430	2.874	0.425	0.050	0.470	0.945	8,250	484	7,728	16,462	157	312	185	175
Aug-11	1.292	0.150	1.405	2.847	0.479	0.056	0.521	1.056	8,252	485	7,728	16,465	157	310	182	173
Sep-11	1.262	0.146	1.333	2.741	0.564	0.066	0.596	1.226	8,254	486	7,728	16,468	153	301	172	166
Oct-11	1.260	0.142	1.303	2.705	0.730	0.082	0.755	1.567	8,260	486	7,728	16,474	153	292	169	164
Nov-11	1.338	0.167	1.307	2.812	1.099	0.137	1.074	2.310	8,261	486	7,728	16,475	162	344	169	171
Dec-11	1.299	0.164	1.305	2.768	1.103	0.139	1.108	2.350	8,264	487	7,728	16,479	157	337	169	168
Jan-12	1.323	0.113	1.303	2.739	1.058	0.090	1.042	2.190	8,266	488	7,728	16,482	160	232	169	166

TABLE 1

CSD: Cardiff Sanitary Division

RSF CSD: Ranch Santa Fe Community Service District

SB: Solana Beach

EDU: Equivalent Dwelling Unit

ASSUMPTIONS: SB average flow includes San Elijo Hills flow of 0.131 mgd

SB Connected EDUs includes 300 EDUs for the City of San Diego

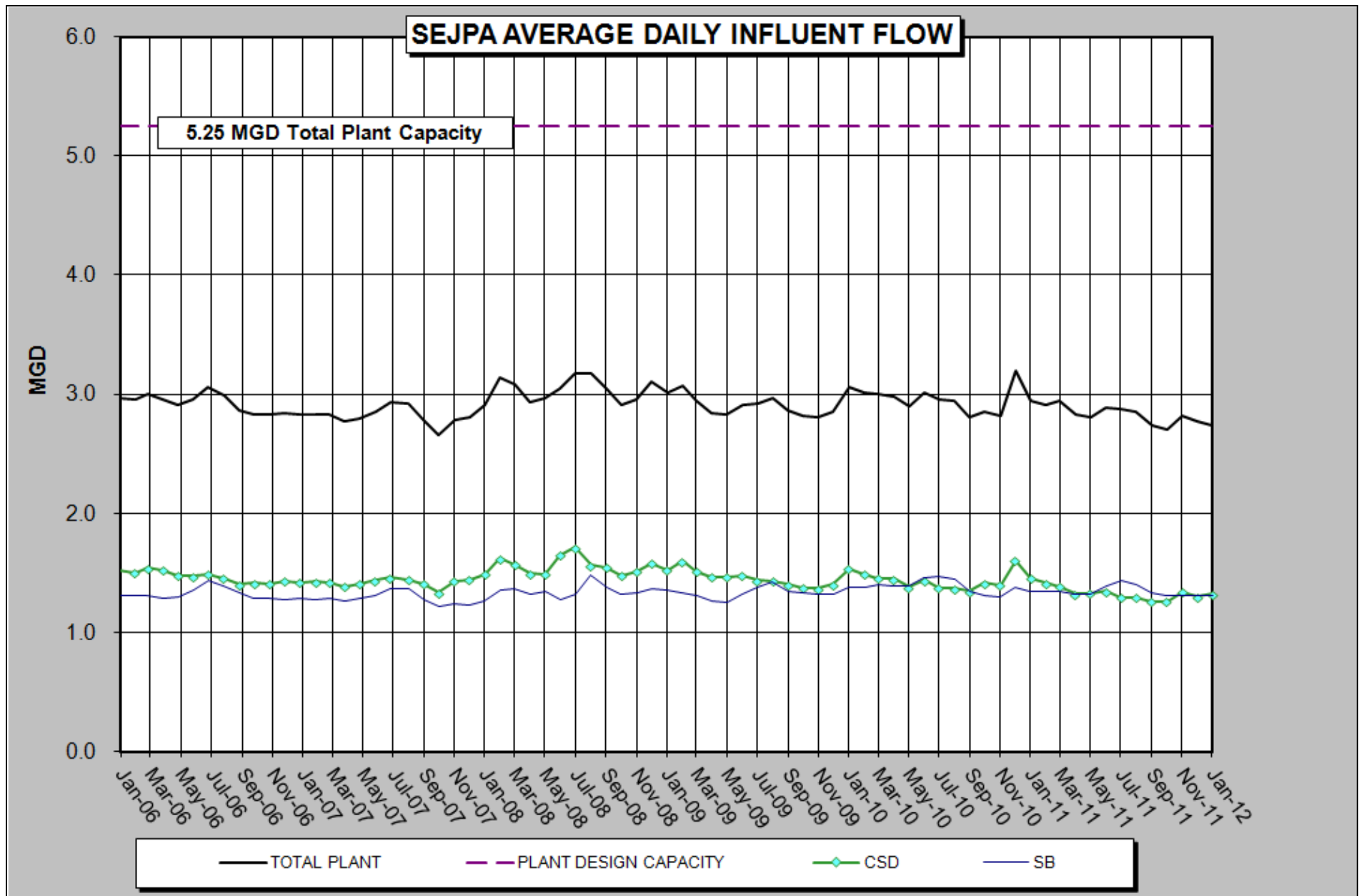


Figure 3

City of Escondido Flows

The average and peak flow rate from the City of Escondido's Hale Avenue Resource Recovery Facility, which discharges through the San Elijo Ocean Outfall, is reported below. The following average flow rate and peak flow rate is reported by the City of Escondido for the month of January.

	January (mgd)
Escondido (Average flow rate)	11.4
Escondido (Peak flow rate)	17.1

Connected Equivalent Dwelling Units

The number of EDUs connected for each of the Member Agencies for the month of January is as follows:

	January (EDU)
Cardiff Sanitary Division	8,266
Rancho Santa Fe SID	488
City of Solana Beach	7,428
San Diego (to Solana Beach)	300
Total EDUs to System	16,482

Respectfully submitted,



Michael T. Thornton, P.E.
General Manager

*

AGENDA ITEM NO. 10

SAN ELIJO JOINT POWERS AUTHORITY
MEMORANDUM

March 12, 2012

TO: Board of Directors
San Elijo Joint Powers Authority

FROM: General Manager

SUBJECT: SAN ELIJO WATER RECLAMATION PROGRAM – MONTHLY REPORT

RECOMMENDATION

No action required. This memorandum is submitted for information only.

DISCUSSION

Recycled Water Production

For the month of January 2012, recycled water demand was 43.12 acre-feet (AF), which was met using 43.12 AF of recycled water and 0.00 AF of supplementation with potable water. This equates to a blend mix for January of 100.0 percent recycled water and 0.0 percent potable water supplementation.

Figure 1 (attached) provides monthly supply demands for recycled water over the last five years. Figure 2 (attached) provides a graphical view of annual recycled water demand spanning the last eleven fiscal years. Recycled water demand can fluctuate from year to year, which is typically a function of weather. For example, Fiscal Year 2003-04, an unusually dry year, resulted in increased recycled water demand; and Fiscal Year 2004-05, an unusually wet year, resulted in lower recycled water demand.

Respectfully submitted,



Michael T. Thornton, P.E.
General Manager

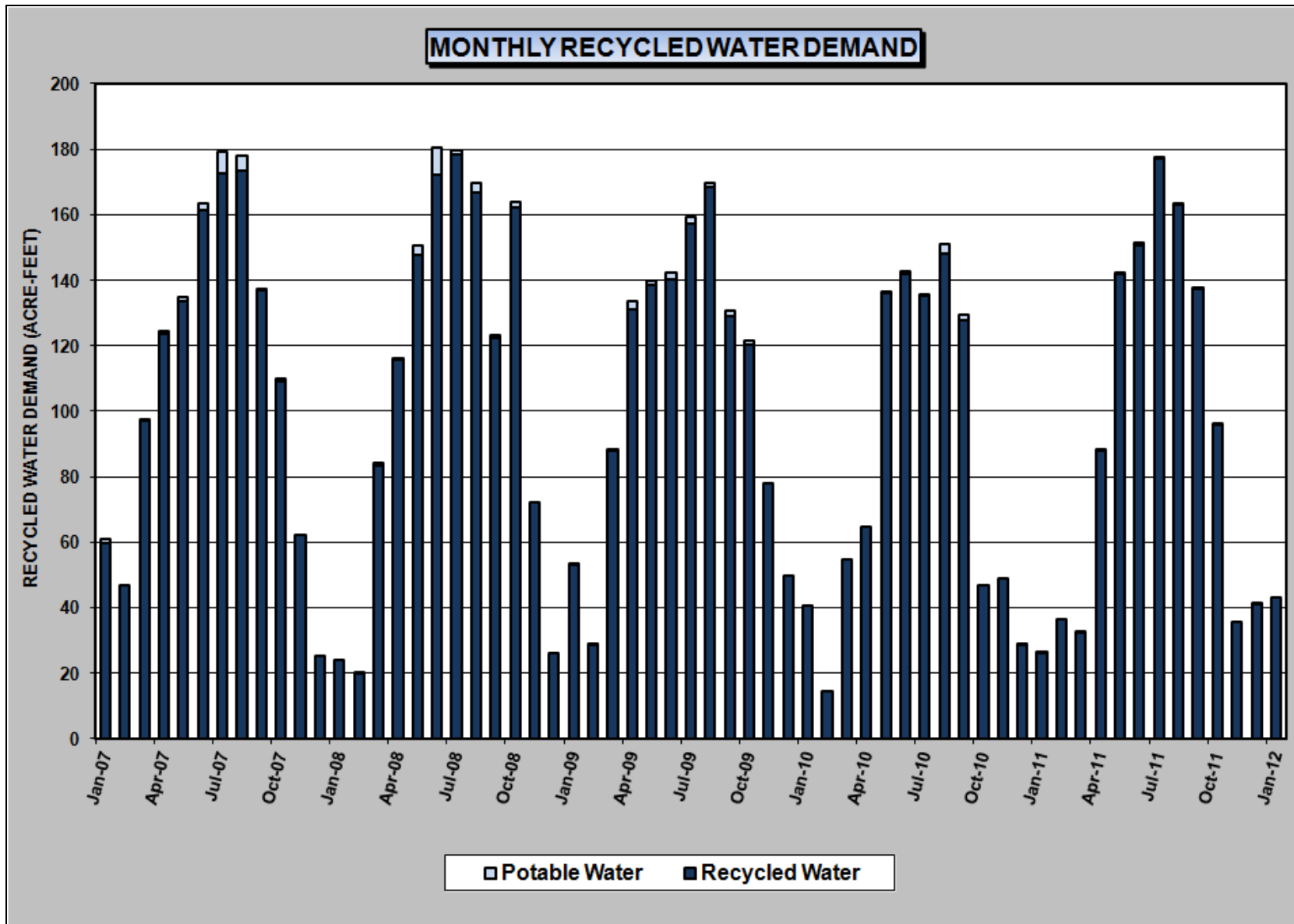


Figure 1

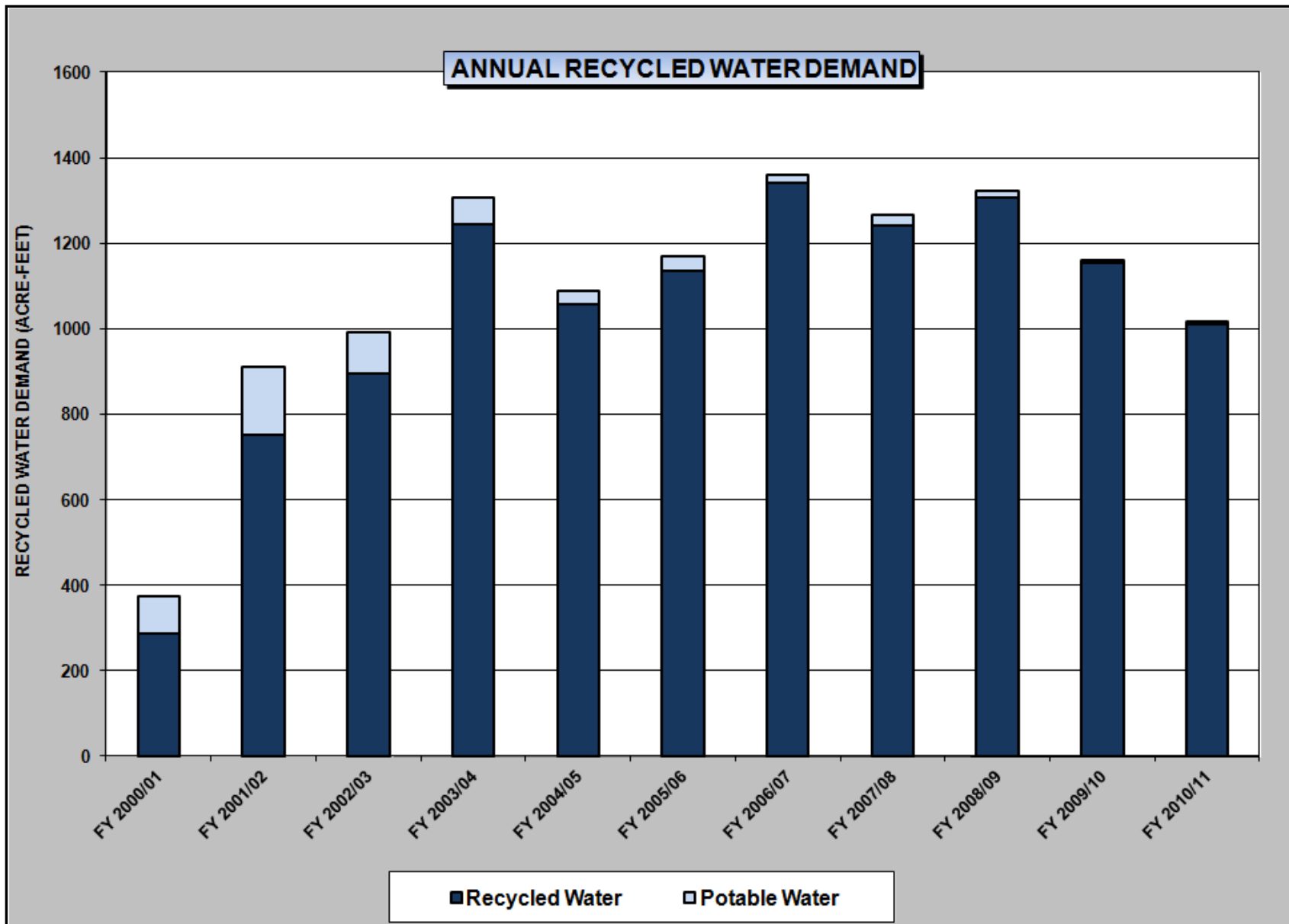


Figure 2

*

AGENDA ITEM NO. 11

SAN ELIJO JOINT POWERS AUTHORITY
MEMORANDUM

March 12, 2012

TO: Board of Directors
San Elijo Joint Powers Authority

FROM: Director of Finance/Administration

SUBJECT: SAN ELIJO JOINT POWERS AUTHORITY ANNUAL AUDIT PROCESS

RECOMMENDATION

No action required. This memorandum is submitted for information only.


DISCUSSION

The audit of the San Elijo Joint Powers Authority (SEJPA) for Fiscal Year 2010-11 was completed and presented to the SEJPA Board of Directors in November 2011. The SEJPA auditor, Leaf & Cole, LLP, stated that the SEJPA's financial statements are in conformity with accounting principles generally accepted in the United States of America, as well as the accounting systems prescribed by the State Controller's Office and State Regulations governing Special Districts.

The SEJPA Board requested that the audit process be reviewed and brought back to the Board at a future date. Currently, the existing process begins with receipt of an engagement letter from the audit firm explaining the audit process and fee schedule. The auditors then perform field work to test the accuracy and completeness of the financial statements and financial health of the SEJPA as of the end of the fiscal year being reviewed. The auditors also conduct field interviews with SEJPA management to identify practices and possible weaknesses or areas of improvement. The purpose of the audit is to ensure the SEJPA is complying with the standards established by the Governmental Accounting Standards Board (GASB) in accordance with Generally Accepted Accounting Principles (GAAP). The financial statements are then presented to the SEJPA Board with an explanation of the audit findings. The auditor also issues a Statement on Auditing Standards (SAS) 114 letter to the Board, which discusses any adjustments that were made, any significant estimates made, any new pronouncements implemented, and any difficulties encountered during the audit process. A management letter may also be presented if any irregularities are found or if improvements are recommended to the SEJPA practices or policies relating to the financial system or internal controls.

Currently, during the audit process, the auditors issue a written communication to the Board of Directors to allow Board Members to communicate directly with the auditors to address concerns or questions the Board Members may have. In 2012, the audit process will include a new step where the auditors will verbally communicate and interview each Board Member in an effort to continue improving the audit process and to facilitate good communications between the Board and the auditors.

Respectfully submitted,



Gregory Lewis
Director of Finance/Administration

SAN ELIJO JOINT POWERS AUTHORITY
MEMORANDUM

March 12, 2012

TO: Board of Directors
San Elijo Joint Powers Authority

FROM: General Manager

SUBJECT: NORTH SAN DIEGO COUNTY REGIONAL RECYCLED WATER PROJECT –
APPROVAL FOR FUNDING PROGRAMMATIC ENVIRONMENTAL IMPACT
REPORT AND PROJECT FEASIBILITY STUDY

RECOMMENDATION

It is recommended that the Board of Directors:

1. Approve Funding for the Programmatic Environmental Impact Report and Project Feasibility Study, Not-To-Exceed \$60,250;
2. Authorize the General Manager to Execute Regional Agreement for Joint Cost Sharing of the Programmatic Environmental Impact Report and Project Feasibility Study, Not-To-Exceed \$60,250; and
3. Discuss and take action as appropriate.

BACKGROUND

In 2010, the SEJPA began working collaboratively with several local districts to examine opportunities for expanding recycled water use within North San Diego County. The effort expanded into a working group of twelve governmental organizations, including cities, water districts, sanitation districts, and the Marine Corps Base Camp Pendleton. This collaborative effort is called the North San Diego County Regional Recycled Water Project (Regional Project). Agency members of this project include the San Elijo Joint Powers Authority (SEJPA), Olivenhain Municipal Water District (OMWD), Leucadia Wastewater District, Carlsbad Municipal Water District, Vallecitos Water District, Santa Fe Irrigation District, Vista Irrigation District, City of Oceanside, City of Vista, Rincon Del Diablo Municipal Water District, and the City of Escondido.

The group, through OMWD which serves as the lead agency, retained the firm RMC Engineering to prepare a Regional Recycled Water Facilities Plan. This engineering report presents options for the regionalization of existing and planned reclamation systems of the project members to increase the beneficial use of recycled water. The overarching intent of the

project is to bring a regional perspective to integrating recycled water facilities to maximize benefits at the lowest cost (or greatest value). The report examines opportunities for interconnecting existing recycled water systems, as well as constructing new joint-use facilities such as storage reservoirs and transmission pipelines to efficiently convey, store, and deliver recycled water. Regionalization of facilities can provide cost efficiencies through shared infrastructure and increased facility utilization. Project goals include providing safe, reliable, recycled water as a cost effective local water supply to help meet the future needs in the north San Diego County.

DISCUSSION

The Regional Recycled Water Facilities Plan is expected to be completed by May 2012. The next step in the planning process is to prepare a project feasibility study and a programmatic environmental impact report. The feasibility study will expand upon the work completed in the facility plan and will include a problems and needs assessment, project alternatives analysis, economic analysis, and identification of legal and institutional requirements. The feasibility study will be prepared in accordance with the requirements of the Bureau of Reclamation, Title 16.

A programmatic environmental impact report (PEIR) will be prepared for the preferred alternative identified in the feasibility study. Pursuant to CEQA Guidelines, a PEIR may be prepared for a series of related actions that are characterized as one large project or program. The PEIR will establish the baseline conditions for the overall regional program, as well as disclosure of the totality of potential environmental impacts and mitigations necessary to implement the program. Because CEQA does not allow segmentation of a larger program in order to reduce the overall significance of the environmental impacts, a PEIR appears to be the appropriate documentation for this regional effort.

With the completion of the feasibility study and the PEIR, greater clarity will be gained for a regionalized recycled water program for North San Diego County. The program will likely include a combination of both near-term and long-term projects. Projects being considered include expanding existing irrigation recycled water projects, industrial use of recycled water, development of regional storage, and purification for replenishing drinking water supplies.

The SEJPA currently recycles approximately one-third of the wastewater it receives on an annual basis. To increase its recycling efforts, new markets and service areas need to be reached. It is likely that the proposed feasibility study and PEIR can provide value to the SEJPA for identifying new recycled water opportunities, developing new strategic relationships with partnering agencies, and reaching new markets. In addition, these documents are a prerequisite for securing federal grant funding through the Bureau of Reclamation, which the project group is pursuing. Finally, grant funding has been awarded to the Regional Project that can fund this effort, therefore resulting in zero cost to the SEJPA.

FINANCIAL IMPACT

The anticipated cost for the Programmatic Environmental Impact Report (PEIR) and Project Feasibility Study is approximately \$482,000. It is expected that the SEJPA's portion of this cost will not exceed \$60,250 and these funds are available in the Water Reclamation Program Budget. Furthermore, in 2010 the Regional Project was successful in being awarded \$1.5 million in grant funding, of which \$500,000 was targeted for the completion of a PEIR and Project Feasibility Study. The \$1.5 million grant is expected to be available beginning in May 2012 and upon the completion of PEIR and the Feasibility Study, project costs can be

submitted for full grant reimbursement. Therefore, it is very likely that the preparation of the PEIR and feasibility study will have no cost impact to the SEJPA Recycled Water Program.

It is therefore recommended that the Board of Directors:

1. Approve Funding for the Programmatic Environmental Impact Report and Project Feasibility Study, Not-To-Exceed \$60,250;
2. Authorize the General Manager to Execute Regional Agreement for Joint Cost Sharing of the Programmatic Environmental Impact Report and Project Feasibility Study, Not-To-Exceed \$60,250; and
3. Discuss and take action as appropriate.

Respectfully submitted,



Michael T. Thornton, P.E.
General Manager