

AGENDA
SAN ELIJO JOINT POWERS AUTHORITY
MONDAY JANUARY 9, 2012 AT 9:00 AM
SAN ELIJO WATER RECLAMATION FACILITY – CONFERENCE ROOM
2695 MANCHESTER AVENUE
CARDIFF BY THE SEA,
CALIFORNIA

1. CALL TO ORDER
2. ROLL CALL
3. PLEDGE OF ALLEGIANCE
4. ORAL COMMUNICATIONS (NON-ACTION ITEM)
5. PRESENTATION OF AWARDS
None
6. * **CONSENT CALENDAR**
7. * APPROVAL OF MINUTES FOR THE DECEMBER 12, 2011 MEETING
8. * APPROVAL FOR PAYMENT OF WARRANTS AND MONTHLY INVESTMENT REPORTS
9. * SAN ELIJO WATER RECLAMATION FACILITY TREATED EFFLUENT FLOWS – MONTHLY REPORT
10. * SAN ELIJO JOINT POWERS AUTHORITY RECYCLED WATER PROGRAM – MONTHLY REPORT
11. * ITEMS REMOVED FROM CONSENT CALENDAR

Items on the Consent Calendar are routine matters and there will be no discussion unless an item is removed from the Consent Calendar. Items removed by a "Request to Speak" form from the public will be handled immediately following adoption of the Consent Calendar. Items removed by a Board Member will be handled as directed by the Board.

REGULAR AGENDA

12. **ELECTION OF OFFICERS AND SCHEDULE OF BOARD MEETINGS**

It is recommended that the Board of Directors:

1. Appoint Chairperson and Vice Chairperson for the 2012 SEJPA Board of Directors;
2. Select Regular Meeting Place and Time for 2012; and
3. Discuss and take action as appropriate.

Staff Reference: General Manager

13. **FINAL REPORT ON THE SALE OF THE 2011 REFUNDING REVENUE BONDS WHICH REFUNDED THE 2003 REVENUE BONDS AND THE CALIFORNIA ENERGY COMMISSION LOAN**

No action required. This memorandum is submitted for information only.

Staff Reference: Director of Finance/Administration

14. **GENERAL MANAGER'S REPORT**

Informational report by the General Manager on items not requiring Board action.

15. **GENERAL COUNSEL'S REPORT**

Informational report by the General Counsel on items not requiring Board action.

16. **BOARD MEMBER COMMENTS**

This item is placed on the agenda to allow individual Board Members to briefly convey information to the Board or public, or to request staff to place a matter on a future agenda and/or report back on any matter. There is no discussion or action taken on comments by Board Members.

17. **CLOSED SESSION**

A closed session will be held per Government Code Section 54957.6: Labor Negotiations

A closed session may be held at any time during this meeting of the San Elijo Joint Powers Authority for the purposes of discussing potential or pending litigation or other appropriate matters pursuant to the "Ralph M. Brown Act".

18. **ADJOURNMENT**

The next regularly scheduled San Elijo Joint Powers Authority Board Meeting will be February 13, 2012 at 9:00 a.m.

NOTICE:

The San Elijo Joint Powers Authority's open and public meetings meet the protections and prohibitions contained in Section 202 of the Americans With Disabilities Act of 1990 (42 U.S.C Section 12132), and the federal rules and regulations adopted in implementation thereof. Any person with a disability who requires a modification or accommodation, including auxiliary aids or services, in order to participate in a public meeting of the SEJPA Board of Directors may request such modification or accommodation from Michael T. Thornton, General Manager, (760) 753-6203 ext. 72.

The agenda package and materials related to an agenda item submitted after the packet's distribution to the Board is available for public review in the lobby of the SEJPA Administrative Office during normal business hours. Agendas and minutes are available at www.sejpa.org. The SEJPA Board meetings are held on the second Monday of the month, except August.

AFFIDAVIT OF POSTING

I, Michael T. Thornton, Secretary of the San Elijo Joint Powers Authority, hereby certify that I posted, or have caused to be posted, a copy of the foregoing agenda in the following locations:

San Elijo Water Reclamation Facility, 2695 Manchester Avenue, Cardiff, California
City of Encinitas, 505 South Vulcan Avenue, Encinitas, California
City of Solana Beach, 635 South Highway 101, Solana Beach, California

The notice was posted at least 72 hours prior to the meeting, in accordance with Government Code Section 54954.2(a).

Date: January 4, 2012



Michael T. Thornton, P.E.
Secretary / General Manager

SAN ELIJO JOINT POWERS AUTHORITY
MINUTES OF THE BOARD MEETING
HELD ON DECEMBER 12, 2011
AT THE
SAN ELIJO WATER RECLAMATION FACILITY

Thomas M. Campbell, Chair

Teresa Barth, Vice Chair

A Meeting of the Board of Directors of the San Elijo Joint Powers Authority (SEJPA) was held Monday, December 12, 2011, at 9:00 a.m., at the San Elijo Water Reclamation Facility at 2695 Manchester Avenue, Cardiff by the Sea, California.

1. CALL TO ORDER

Vice Chair Barth called the meeting to order at 9:00 a.m.

2. ROLL CALL

Directors Present:

Teresa Barth
Mark Muir
Dave W. Roberts

Directors Absent:

Thomas M. Campbell

Others Present:

General Manager
Director of Finance/Administration
Director of Operations
Administrative Assistant
Accounting Technician
Safety/HR Administrator

Michael Thornton
Greg Lewis
Christopher Trees
Monica Blake
Carrie Cook
Marisa Buckles

SEJPA Counsel:

Procopio, Cory, Hargreaves & Savitch

Aiko Yamakawa

City of Encinitas,
Director of Public Works

Larry Watt

City of Encinitas,
Public Works Management Analyst

Bill Wilson

City of Solana Beach,
City Manager

David Ott

City of Solana Beach,
Director of Engineering/Public Works

Mohammad "Mo" Sammak

3. PLEDGE OF ALLEGIANCE

Board Member Roberts led the Pledge of Allegiance.

4. ORAL COMMUNICATIONS

None

5. PRESENTATION OF AWARDS

None

6. CONSENT CALENDAR

Moved by Board Member Muir and seconded by Board Member Roberts to approve the Consent Calendar.

Motion carried with the following vote of approval:

AYES: M Barth, M Muir, D Roberts
NOES: None
ABSENT: T Campbell
ABSTAIN: None

Consent Calendar:

Agenda Item No. 7	Approval of Minutes for the November 14, 2011 meeting
Agenda Item No. 8	Approval for Payment of Warrants and Monthly Investment Report
Agenda Item No. 9	San Elijo Water Reclamation Facility Treated Effluent Flows – Monthly Report
Agenda Item No. 10	San Elijo Joint Powers Authority Recycled Water Program – Monthly Report

11. ITEMS REMOVED FROM CONSENT CALENDAR

None

12. SAN ELIJO OCEAN OUTFALL 2011 ANNUAL INSPECTION REPORT

General Manager Michael Thornton provided a PowerPoint Presentation on the annual inspection of the San Elijo Ocean Outfall, which was conducted by Marine Taxonomic Services, LTD (MTS). The General Manager stated that the inspection included the use of both divers and a remote operated vehicle to inspect the physical condition of the outfall structure. The inspection included examining each pipe joint for integrity and leaks, reviewing the condition of the concrete pipe surface for wear and deterioration, mapping the pipe supporting ballast-rock to ensure adequate support, and evaluating and replacing zinc anodes that provide cathodic protection. MTS reported that the San Elijo Ocean Outfall was found to be in excellent overall condition.

Moved by Board Member Roberts and seconded by Board Member Muir to:

1. Accept and file the San Elijo Ocean Outfall year 2011 Annual Inspection Report and supplemental reports on Porthole #4 Location and Pile Support Anodes prepared by Marine Taxonomic Services, LTS.

Motion carried with the following vote of approval:

AYES: M Barth, M Muir, D Roberts
NOES: None
ABSENT: T Campbell
ABSTAIN: None

13. APPOINTMENT TO EMPLOYEE COMPENSATION AND BENEFIT AD-HOC COMMITTEE

General Manager Michael Thornton reported that the SEJPA is in the second year of a two-year labor agreement with its employees, which will expire on June 30, 2012. The General Manager recommended that the SEJPA Board of Directors consider taking action to engage the employees for the development of a new labor agreement or for the continuation of the existing. The General Manager reported that in past labor negotiations, that the Board of Directors had formed an Ad-Hoc Committee of the Board to advise the General Manager on labor negotiations.

No formal action was taken by the Board. This item will be returned to the January Board meeting and a closed session will be held to discuss labor negotiation options. The Ad-Hoc Committee may be appointed at that time, or the Board may decide to continue negotiations with the full Board.

14. 2011 YEAR IN REVIEW – RECOGNIZING AGENCY ACHIEVEMENTS AND SUCCESSES

General Manager Michael Thornton provided a brief PowerPoint presentation highlighting notable achievements and successes by the agency for 2011. The General Manager stated that these successes include: 100% NPDES permit compliance, 100% APCD permit compliance, 100% OSHA compliance, and 100%

biosolids compliance; as well as no wastewater spills for both 2010 and 2011; and eleven consecutive years without incurring a missed workday due to injury. The General Manager also highlighted new certifications and degrees received by the SEJPA's employees and thanked them for their efforts in making 2011 an exceptional performance year for the agency.

No action is required. This memorandum is submitted for information only.

15. INCREASE EMPLOYEE CONTRIBUTION LIMIT TO HEALTH CARE SPENDING ACCOUNT

General Manager Michael Thornton stated that the SEJPA has a Cafeteria Plan, adopted in 1995, also known as a Flexible Benefits Plan, which allows the employee to take an active role in managing health care costs through IRS allowed pretax programs. Funds set into these accounts, up to \$3,510, are from the employees and must be used within the calendar year that they are collected. IRS regulations do not have a limit for health care accounts, allowing the employer to set the health care account limit within the employer's Cafeteria Plan. As a result of rising medical and dental costs, the SEJPA is recommending an increase in the health care limit from \$3,510 to \$6,850 for the calendar year 2012, which would approximate a 4% annual increase over the last 18 years. There is no fiscal impact to the SEJPA for this change since the employees fund this account entirely.

Moved by Board Member Muir and seconded by Board Member Roberts to:

1. Increase the employee contribution limit for health care spending account to \$6,850.

Motion carried with the following vote of approval:

AYES: M Barth, M Muir, D Roberts
NOES: None
ABSENT: T Campbell
ABSTAIN: None

16. GENERAL MANAGER'S REPORT

General Manager Michael Thornton reported that the SEJPA annual Meet & Greet with employees will be held directly after the Board of Directors meeting and the CASA Mid-Year Conference is being held January 18-20 in Palm Desert, California.

17. GENERAL COUNSEL'S REPORT

None.

18. BOARD MEMBER COMMENTS

Board Member Roberts commented on a recent news article about the City of Oceanside awarding a \$4 million contract for biosolids disposal. Board Member Roberts requested a future agenda item on the possibility of providing wastewater service to the City of Del Mar. Roberts also stated that he and Vice Chair Barth attended the San Elijo Lagoon Restoration, a public scoping meeting, on possible changes to the lagoon, and that there are opportunities to comment on this subject. It was requested that this item be agendized at a future meeting.

Vice Chair Barth added that the San Elijo Lagoon will be finalizing the environmental documents, and there will be four restoration alternatives presented in the report. The initial period for comments ends December 18th, with additional opportunities for comments at later stages.

19. CLOSED SESSION

None

20. ADJOURNMENT

The Board of Directors adjourned at 10:10 a.m. The next Board of Directors meeting will be held on January 9, 2012.

Respectfully submitted,



Michael T. Thornton, P.E.
General Manager

PAYMENT OF WARRANTS
12-01
3-Jan-12

VENDOR	DESCRIPTION OF EXPENSE	AMOUNT
<u>12-01 Warrants</u>		
ABC Mowers and Supply	Pruner attachment - plant	\$215.49
AG Tech, LLC	Biosolids hauling - November	\$10,245.05
ASCE Membership	Membership - M. Thornton and A. Hoch	\$500.00
AT&T	Alarm service	\$380.14
AT&T - Olivenhain	DSL - 09/10/11 - 10/09/11	\$72.22
AT&T - Olivenhain	DSL - 10/10/11 - 11/09/11	\$76.99
Advanced Air & Vacuum	Air compressor with air cooler	\$11,066.86
Airgas West	Nitrogen - lab	\$42.60
Airgas West	Nitrogen and propane - lab and plant	\$118.33
Applied Industrial Technologies	Electric motor - belt press - plant	\$1,374.24
Arrowhead	Kitchen and lab supplies	\$240.81
Arrow Pipeline Repair, Inc.	Repair water line - replace two valves	\$13,250.00
Atlas Pumping Service	Grease and scum pumping - December	\$554.88
Atlas Pumping Service	Grease and scum pumping - November	\$277.44
Atlas Pumping Service	Grit and screening - November	\$742.35
Atlas Pumping Service	Grit and screening - December	\$742.35
Barracuda Networks, Inc.	Network - backup	\$50.00
Barrett Engineered Pumps	Sump pump - grit pump - plant	\$732.70
Bay City Electric Work	Performed preventative maintenance	\$2,372.50
Blake, Monica	Expense report - mileage	\$30.97
Boot World, Inc.	Safety shoes - M. Buckles	\$145.42
Brenntag Pacific, Inc.	Sodium hydroxide - odor control - plant	\$1,529.03
Broding's Battery Warehouse	Batteries for sludge truck	\$458.53
Buckles, Marisa	Expense report - meet and greet	\$96.21
Buckles, Marisa	Expense report - NAPA membership	\$75.00
CASA	Agency membership dues 2012	\$8,000.00
CWEA - Membership	Membership - K. James	\$132.00
California Water Technologies	Ferric chloride - plant	\$5,727.82
Coast Waste Management, Inc.	Roll-off rental - plant	\$60.00
Complete Office	Office supplies - November	\$52.26
Complete Office	Office supplies - December	\$94.10
Corodata	Record storage - November	\$66.57
Creative Printing	Letterhead paper	\$159.47
Creative Printing	Return address labels with logo	\$90.82
D & H Water Systems	Micro 2000 chlorine residual analyzer wall mount	\$7,454.75
EDCO Waste & Recycling	Trash service - November	\$187.77
Electric Motor Specialist	Baldor motor - plant	\$325.98
Electric Motor Specialist	Electrical testing - Moonlight Beach P. S.	\$1,918.69
Fleet Services	Fuel - November	\$702.28
Gobio Supplies LLC	Kitchen supplies	\$121.38
Golden Bell Products	Lift station degreaser - Coast Blvd. P. S.	\$193.95
Golden State Overnight	Mailing compliance and bond reports	\$63.84
Hardy Diagnostics	Azide dextrose broth, medium brilliant green - lab	\$488.10
Harrington Industrial Plastics	Plumbing parts for a-basin	\$492.16
Harrington Industrial Plastics	Plumbing supplies for ferrous chloride pipe - plant	\$961.76

PAYMENT OF WARRANTS

12-01

3-Jan-12

VENDOR	DESCRIPTION OF EXPENSE	AMOUNT
Hernandez, Joe	Overtime meal - San Elijo Hills P. S.	\$9.15
Hoch, Adam	Expense - mileage	\$21.09
Holz Rubber Company, Inc.	Expansion joints - water reclamation	\$771.20
Horizon Health EAP	Employee assistance program - December	\$351.12
Jones Chemicals Inc.	Hypochlorite - bleach - water reclamation	\$3,194.81
James, Kyle	Expense report - CWEA test fee	\$145.00
Jani-King	Janitorial service - December	\$882.64
Jared R. Criscuolo	Professional Services	\$1,815.00
Kaman Industrial Technologies	Pillow block bearings - belt press - plant	\$314.96
Kennedy/Jenks Consultants	Recycled water demineralization project	\$12,535.89
Kennedy/Jenks Consultants	Recycled water strategic planning	\$2,549.25
Konica	Monthly copier maintenance	\$182.91
Leaf & Cole, LLP	Audit - progress billing	\$625.00
Lewis, Greg	Expense report - holiday luncheon, shop supply	\$346.55
Lewis, Greg	Expense report - office supplies	\$17.95
Marine Taxonomic Services	Ocean outfall inspection and maintenance - outfall	\$21,460.00
Marine Taxonomic Services	Ocean offshore monitoring - outfall - December	\$740.00
Measurement Technologies, Inc.	Switch and seal for gas compressor - digester	\$588.21
Midas Shop	Vehicle maintenance	\$201.66
OMWD	Manchester - 10/10/11 - 11/07/11	\$55.80
One Source Distributors, Inc.	Electrical supplies - water reclamation	\$8.16
PERS - Retirement	Retirement premium - 12/16/11	\$16,245.92
PERS - Retirement	Retirement premium - 12/30/11	\$16,147.75
Pacific Green Landscape	Landscape service - December	\$1,150.00
Pacific Pipeline Supply	Meter box and lid - water reclamation	\$115.29
Pestguard Termite & Pest	Pest control - November	\$288.00
Preferred Benefits Insurance	Vision insurance - December	\$274.54
Procopio, Cory, Hargreaves	General - November	\$8,037.00
Procopio, Cory, Hargreaves	2012 refunding - November	\$8,669.40
RSF Security Systems	Security 12/01/11 - 02/29/12 - plant, all pump stations	\$60.00
San Diego Gas and Electric	Gas and electric - 11/04 - 12/06	\$32,878.40
San Diego Gas and Electric	Gas and electric - 11/07 - 12/07 - Cardiff	\$1,363.63
San Diego Gas and Electric	Gas and electric - 11/07 - 12/07 - Valley	\$2,071.29
San Dieguito Trophy	Name plate for new board member	\$15.62
San Dieguito Water District	2710 Manchester - 09/26/11 - 11/21/11	\$197.40
San Dieguito Water District	Manchester - 09/26/11 - 11/21/11	\$171.38
San Dieguito Water District	Manchester - 09/26/11 - 11/21/11	\$197.40
San Dieguito Water District	Manchester RWM 1 - 10/31/11 - 11/30/11	\$137.19
San Dieguito Water District	Manchester RWM 3 - 10/31/11 - 11/30/11	\$26.90
San Dieguito Water District	Manchester RWM 4 - 10/31/11 - 11/30/11	\$26.90
San Dieguito Water District	Manchester RWM 5 - 10/31/11 - 11/30/11	\$538.00
San Dieguito Water District	Manchester RWM 6 - 10/31/11 - 11/30/11	\$3,569.63
San Dieguito Water District	S. Coast Highway 101 - 09/29/11 - 11/21/11	\$41.65
San Elijo Payroll Account	Payroll - 12/16/2011	\$83,501.58
San Elijo Payroll Account	Payroll - 12/30/2011	\$73,780.90
Santa Fe Irrigation District	Lomas Santa Fe Dr. - 09/21/11 - 11/16/11	\$908.17
Santa Fe Irrigation District	Valley - 10/27/11 - 11/30/11	\$62.57

PAYMENT OF WARRANTS

12-01

3-Jan-12

VENDOR	DESCRIPTION OF EXPENSE	AMOUNT
Smart & Final	Kitchen supplies	\$63.53
Southern Contracting Company	Electrical improvements - November	\$42,527.47
Superior Fence Company	Installed double wide gate - plant	\$1,165.00
Target Solutions	Annual License renewal - online training program	\$2,100.00
Terra Renewal, LLC	Biosolids hauling - November	\$2,058.40
UPS	Mailing parts	\$13.28
UPS	Mailing	\$32.59
Underground Service Alert	Dig alert - November	\$96.00
Unifirst Corporation	Uniform service - December	\$399.01
VWR International, Inc.	Filter glass - lab	\$232.31
VWR International, Inc.	Enterococoseal agar - outfall	\$178.16
VWR International, Inc.	Pipet volumetric - lab	\$80.73
Vista Valley Tree Services, Inc.	Trimming trees and shrubs - plant and fire control	\$3,990.00
Total 12-01 Warrants		\$422,913.15


SAN ELIJO JOINT POWERS AUTHORITY

PAYMENT OF WARRANTS SUMMARY

3-Jan-12

PAYMENT OF WARRANTS		\$422,913.15
Reference Number	12-01	

I hereby certify that the demands listed and covered by warrants are correct and just to the best of my knowledge, and that the money is available in the proper funds to pay these demands. The cash flows of the SEJPA, including the Member Agency commitment in their operating budgets to support the operations of the SEJPA, are expected to be adequate to meet the SEJPA's obligations over the next six months. I also certify that the SEJPA's investment portfolio complies with the SEJPA's investment policy.



Gregory Lewis
Director of Finance/Administration
Treasurer

STATEMENT OF FUNDS AVAILABLE FOR PAYMENT OF WARRANTS
AND INVESTMENT INFORMATION
AS OF

3-Jan-12

FUNDS ON DEPOSIT WITH	AMOUNT
LOCAL AGENCY INVESTMENT FUND <i>(OCTOBER 2011 YIELD 0.385%)</i>	
SELF INSURANCE RESERVE	\$ 300,000.00
RESTRICTED SRF RESERVE	\$ 630,000.00
UNRESTRICTED DEPOSITS	\$ 6,334,774.28
ADVANCED WATER TREATMENT LOAN PROCEEDS	\$ 2,000,000.00
CALIFORNIA BANK AND TRUST <i>(NOVEMBER 2011 YIELD 0.05%)</i>	
REGULAR CHECKING	\$ 8,460.80
PAYROLL CHECKING	\$ 5,000.00
TOTAL RESOURCES	\$ 9,278,235.08

*

SAN ELIJO JOINT POWERS AUTHORITY
MEMORANDUM

January 9, 2012

TO: Board of Directors
San Elijo Joint Powers Authority

FROM: General Manager

SUBJECT: SAN ELIJO WATER RECLAMATION FACILITY TREATED EFFLUENT FLOWS –
MONTHLY REPORT

RECOMMENDATION

No action required. This memorandum is submitted for information only.

DISCUSSION

Monthly Treatment Plant Performance and Evaluation

Wastewater treatment for the San Elijo Joint Powers Authority (SEJPA) met all NPDES ocean effluent limitation requirements for the month of November 2011. The primary indicators of treatment performance include the removal of Carbonaceous Biochemical Oxygen Demand (CBOD) and Total Suspended Solids (TSS). The SEJPA is required to remove a minimum of 85 percent of the CBOD and TSS from the wastewater. Treatment levels for CBOD and TSS were 96.6 percent and 94.2 percent, respectively, for November (as shown in Figure 1 and Figure 2).

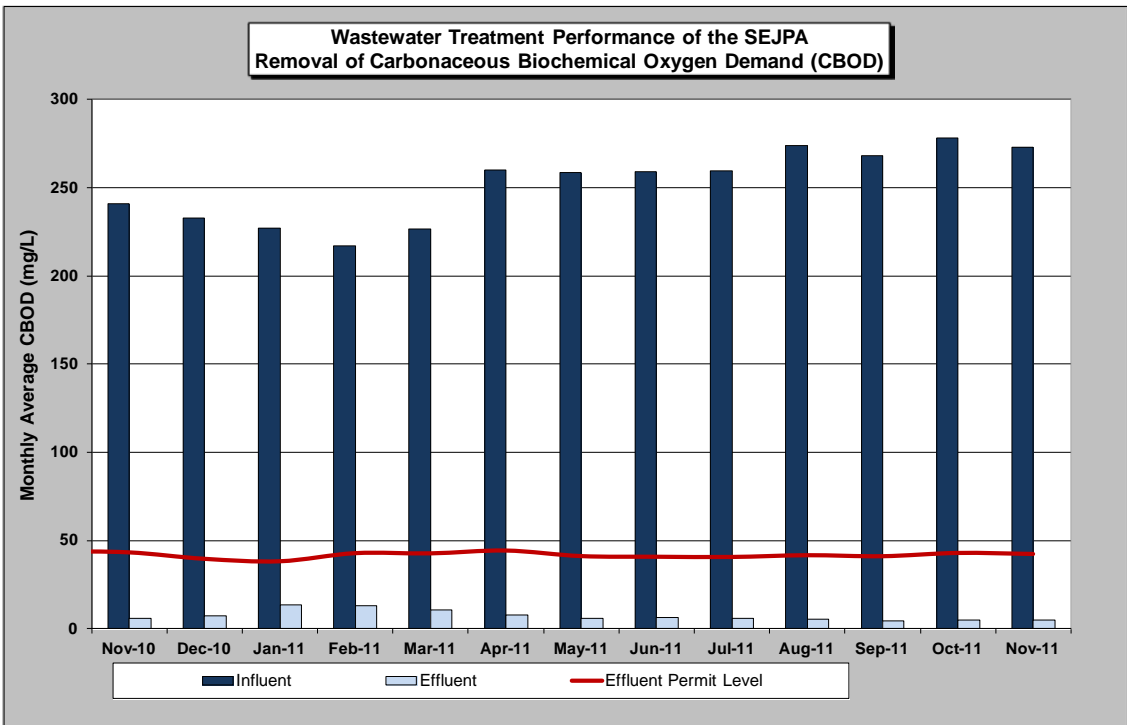


FIGURE 1

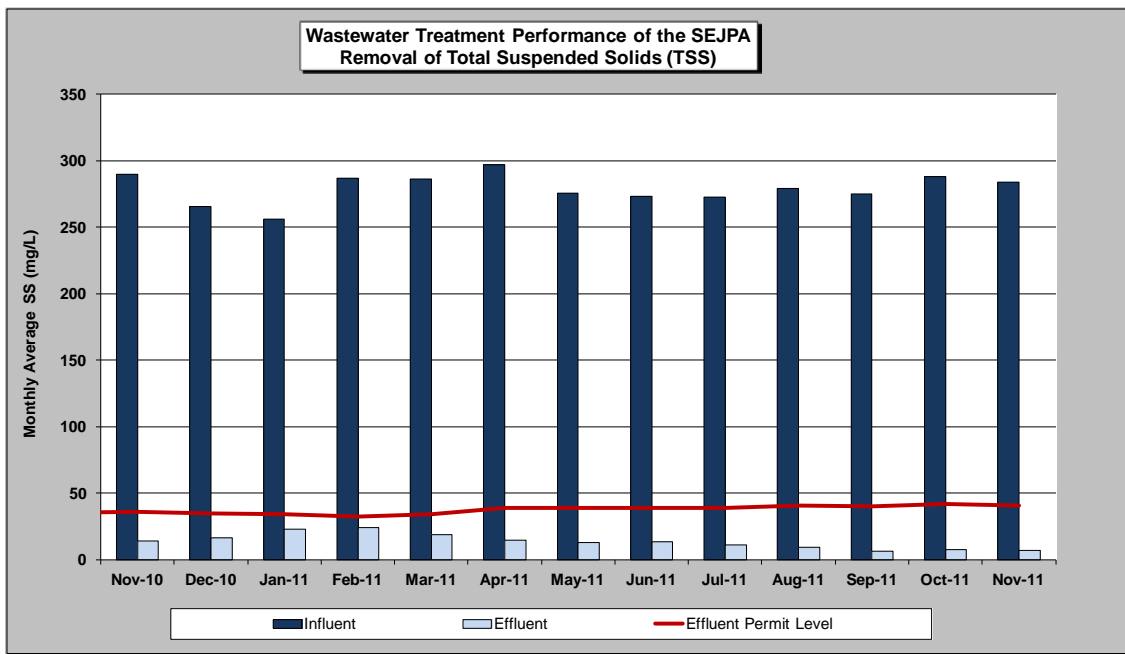


FIGURE 2

Member Agency Flows

Presented below are the influent and effluent flows for the month of November. Average daily influent flows were recorded for each Member Agency. Total effluent flow was recorded for the San Elijo Water Reclamation Facility.

	November	
	<u>Influent (mgd)</u>	<u>Effluent (mgd)*</u>
Cardiff Sanitary Division	1.338	1.099
City of Solana Beach	1.307	1.074
Rancho Santa Fe SID	<u>0.167</u>	<u>0.137</u>
Total San Elijo WRF Flow	2.812	2.310

Notes: As of July 1995, Rancho Santa Fe Community Services District (CSD) combined SID #2 and SID #3 into one Sewer Improvement District (SID).

* Effluent is calculated by subtracting the recycled water production from the influent wastewater.

Table 1 (below) presents the historical average, maximum, and unit influent and effluent flow rates per month for each of the Member Agencies. It also presents the number of connected Equivalent Dwelling Units (EDUs) for each of the Member Agencies during this same time period.

Figure 3 (below) presents the historical average daily flows per month for each Member Agency. This is to provide a historical overview of the average treated flow by each agency. As shown in the figure, the average treated flow typically ranges between 2.9 and 3.1 million gallons per day (mgd). Also shown in Figure 3 is the total wastewater treatment capacity of the plant, 5.25 mgd, of which each Member Agency has the right to 2.5 mgd, and Rancho Santa Fe Community Service District has the right to 0.25 mgd.

SAN ELIJO WATER RECLAMATION FACILITY MONTHLY REPORT - FLOWS AND EDUS

MONTH	AVERAGE DAILY INFLUENT FLOW RATE (MGD)				AVERAGE DAILY EFFLUENT FLOW RATE (MGD)				CONNECTED EDUs				AVERAGE UNIT INFLUENT FLOW RATE (GAL/EDU/DAY)			
	CSD	RSF CSD	SB	TOTAL PLANT	CSD	RSF CSD	SB	TOTAL PLANT	CSD EDUS	RSF CSD EDUS	SB EDUS	TOTAL EDUS	CSD	RSF	SB	TOTAL PLANT
Jul-08	1.713	0.131	1.324	3.168	0.722	0.055	0.558	1.335	8,163	456	7,728	16,347	210	288	171	194
Aug-08	1.562	0.125	1.483	3.170	0.608	0.048	0.577	1.233	8,165	457	7,728	16,350	191	274	192	194
Sep-08	1.547	0.121	1.378	3.046	0.813	0.064	0.724	1.601	8,167	459	7,728	16,354	189	264	178	186
Oct-08	1.478	0.111	1.319	2.908	0.671	0.051	0.599	1.321	8,170	460	7,728	16,358	181	242	171	178
Nov-08	1.511	0.118	1.329	2.958	1.080	0.084	0.950	2.114	8,171	462	7,728	16,361	185	256	172	181
Dec-08	1.580	0.156	1.362	3.098	1.446	0.143	1.246	2.835	8,172	462	7,728	16,362	193	338	176	189
Jan-09	1.522	0.141	1.354	3.017	1.256	0.116	1.117	2.489	8,177	462	7,728	16,367	186	306	175	184
Feb-09	1.599	0.145	1.330	3.074	1.408	0.128	1.171	2.707	8,179	462	7,728	16,369	196	314	172	188
Mar-09	1.510	0.124	1.307	2.941	1.030	0.085	0.892	2.007	8,180	463	7,728	16,371	185	268	169	180
Apr-09	1.463	0.116	1.262	2.841	0.731	0.058	0.630	1.419	8,183	463	7,728	16,374	179	251	163	174
May-09	1.465	0.117	1.247	2.829	0.712	0.057	0.606	1.375	8,185	464	7,728	16,377	179	252	161	173
Jun-09	1.479	0.115	1.319	2.913	0.712	0.056	0.635	1.403	8,185	465	7,728	16,378	181	248	171	178
Jul-09	1.437	0.109	1.376	2.922	0.599	0.045	0.573	1.217	8,186	467	7,728	16,381	176	234	178	178
Aug-09	1.431	0.113	1.419	2.963	0.603	0.047	0.598	1.248	8,186	467	7,728	16,381	175	242	184	181
Sep-09	1.404	0.108	1.346	2.858	0.690	0.053	0.661	1.404	8,187	468	7,728	16,383	171	231	174	174
Oct-09	1.375	0.108	1.332	2.815	0.744	0.058	0.721	1.523	8,187	468	7,728	16,383	168	231	172	172
Nov-09	1.366	0.111	1.323	2.800	0.843	0.069	0.816	1.728	8,189	469	7,728	16,386	167	237	171	171
Dec-09	1.401	0.127	1.322	2.850	1.149	0.104	1.084	2.337	8,193	469	7,728	16,390	171	271	171	174
Jan-10	1.532	0.155	1.372	3.059	1.271	0.128	1.138	2.537	8,196	472	7,728	16,396	187	329	178	187
Feb-10	1.487	0.148	1.382	3.017	1.371	0.136	1.274	2.781	8,197	474	7,728	16,399	181	313	179	184
Mar-10	1.455	0.145	1.398	2.998	1.108	0.110	1.064	2.282	8,198	474	7,728	16,400	177	306	181	183
Apr-10	1.451	0.137	1.391	2.979	1.058	0.100	1.014	2.172	8,198	474	7,728	16,400	177	289	180	182
May-10	1.379	0.128	1.385	2.892	0.672	0.063	0.675	1.410	8,201	474	7,728	16,403	168	270	179	176
Jun-10	1.437	0.122	1.453	3.012	0.650	0.055	0.657	1.362	8,202	474	7,728	16,404	175	258	188	184
Jul-10	1.375	0.119	1.466	2.960	0.694	0.061	0.740	1.495	8,204	475	7,728	16,407	168	251	190	180
Aug-10	1.366	0.125	1.451	2.942	0.585	0.053	0.621	1.259	8,205	475	7,728	16,408	166	263	188	179
Sep-10	1.346	0.114	1.342	2.802	0.627	0.053	0.626	1.306	8,207	475	7,728	16,410	164	240	174	171
Oct-10	1.413	0.123	1.311	2.847	1.177	0.102	1.092	2.371	8,207	477	7,728	16,412	172	258	170	173
Nov-10	1.399	0.117	1.297	2.813	1.090	0.091	1.011	2.192	8,209	478	7,728	16,415	170	245	168	171
Dec-10	1.605	0.215	1.375	3.195	1.417	0.189	1.214	2.820	8,212	478	7,728	16,418	195	450	178	195
Jan-11	1.452	0.158	1.338	2.948	1.272	0.139	1.172	2.583	8,227	478	7,728	16,433	176	331	173	179
Feb-11	1.413	0.156	1.339	2.908	1.176	0.130	1.114	2.420	8,228	480	7,728	16,436	172	325	173	177
Mar-11	1.387	0.208	1.343	2.938	1.186	0.178	1.148	2.512	8,229	480	7,728	16,437	169	434	174	179
Apr-11	1.320	0.181	1.323	2.824	0.867	0.118	0.869	1.854	8,248	482	7,728	16,458	160	376	171	172
May-11	1.327	0.162	1.320	2.809	0.564	0.069	0.561	1.194	8,248	483	7,728	16,459	161	336	171	171
Jun-11	1.343	0.156	1.390	2.889	0.545	0.063	0.564	1.172	8,249	483	7,728	16,460	163	323	180	176
Jul-11	1.293	0.151	1.430	2.874	0.425	0.050	0.470	0.945	8,250	484	7,728	16,462	157	312	185	175
Aug-11	1.292	0.150	1.405	2.847	0.479	0.056	0.521	1.056	8,252	485	7,728	16,465	157	310	182	173
Sep-11	1.262	0.146	1.333	2.741	0.564	0.066	0.596	1.226	8,254	486	7,728	16,468	153	301	172	166
Oct-11	1.260	0.142	1.303	2.705	0.730	0.082	0.755	1.567	8,260	486	7,728	16,474	153	292	169	164
Nov-11	1.338	0.167	1.307	2.812	1.099	0.137	1.074	2.310	8,261	486	7,728	16,475	162	344	169	171

CSD: Cardiff Sanitary Division

RSF CSD: Ranch Santa Fe Community Service District

SB: Solana Beach

EDU: Equivalent Dwelling Unit

ASSUMPTIONS: SB average flow includes San Elijo Hills flow of 0.131 mgd

SB Connected EDUs includes 300 EDUs for the City of San Diego

TABLE 1

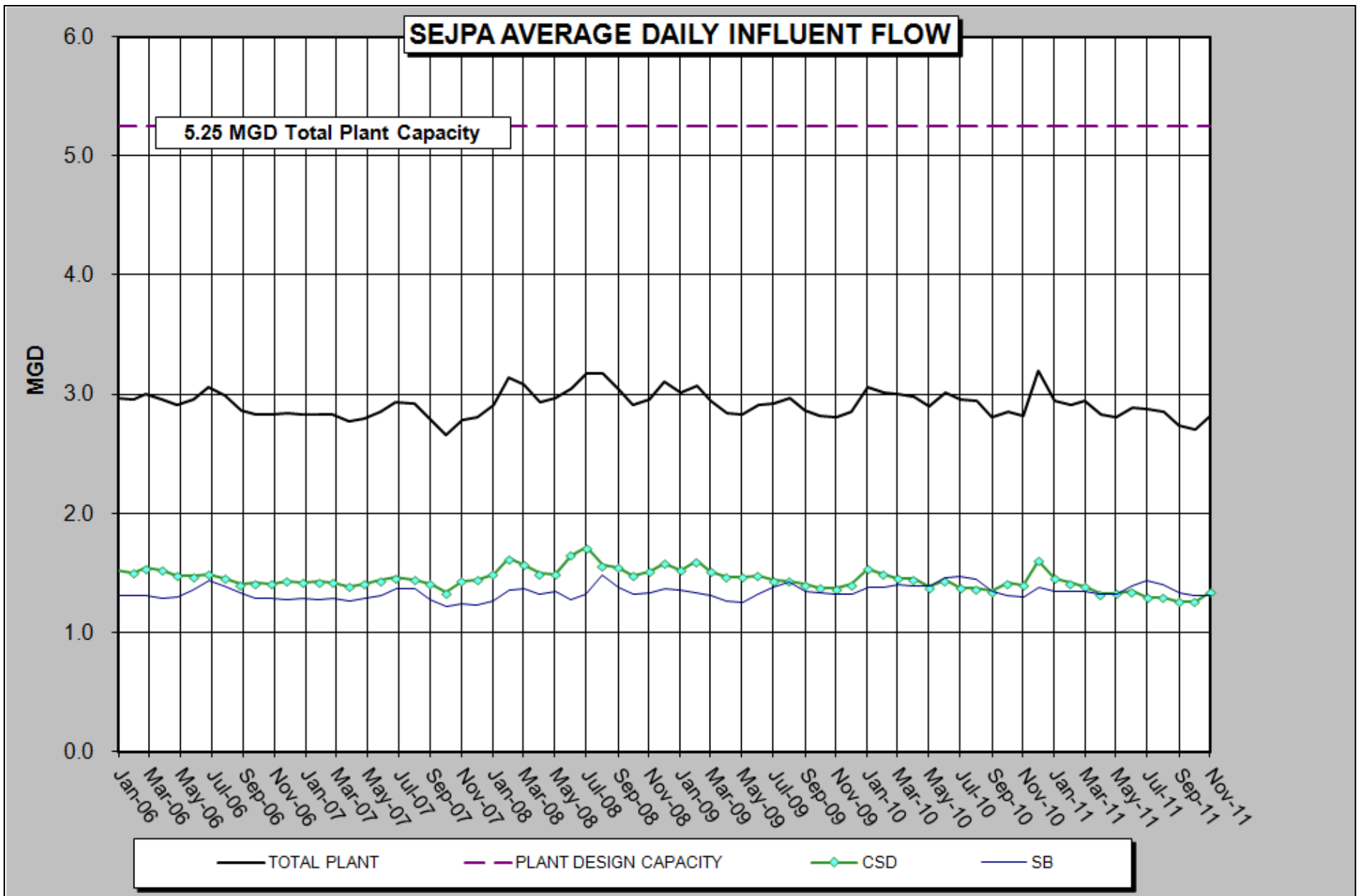


Figure 3

City of Escondido Flows

The average and peak flow rate from the City of Escondido's Hale Avenue Resource Recovery Facility, which discharges through the San Elijo Ocean Outfall, is reported below. The following average flow rate and peak flow rate is reported by the City of Escondido for the month of November.

	November (mgd)
Escondido (Average flow rate)	10.2
Escondido (Peak flow rate)	18.0

Connected Equivalent Dwelling Units

The number of EDUs connected for each of the Member Agencies for the month of November is as follows:

	November (EDU)
Cardiff Sanitary Division	8,261
Rancho Santa Fe SID	486
City of Solana Beach	7,428
San Diego (to Solana Beach)	300
Total EDUs to System	16,475

Respectfully submitted,



Michael T. Thornton, P.E.
General Manager

*

AGENDA ITEM NO. 10

SAN ELIJO JOINT POWERS AUTHORITY
MEMORANDUM

January 9, 2012

TO: Board of Directors
San Elijo Joint Powers Authority

FROM: General Manager

SUBJECT: SAN ELIJO WATER RECLAMATION PROGRAM – MONTHLY REPORT

RECOMMENDATION

No action required. This memorandum is submitted for information only.

DISCUSSION

Recycled Water Production

For the month of November 2011, recycled water demand was 35.83 acre-feet (AF), which was met using 35.83 AF of recycled water and 0.00 AF of supplementation with potable water. This equates to a blend mix for November of 100.0 percent recycled water and 0.0 percent potable water supplementation.

Figure 1 (attached) provides monthly supply demands for recycled water over the last five years. Figure 2 (attached) provides a graphical view of annual recycled water demand spanning the last eleven fiscal years. Recycled water demand can fluctuate from year to year, which is typically a function of weather. For example, Fiscal Year 2003-04, an unusually dry year, resulted in increased recycled water demand; and Fiscal Year 2004-05, an unusually wet year, resulted in lower recycled water demand.

Respectfully submitted,



Michael T. Thornton, P.E.
General Manager

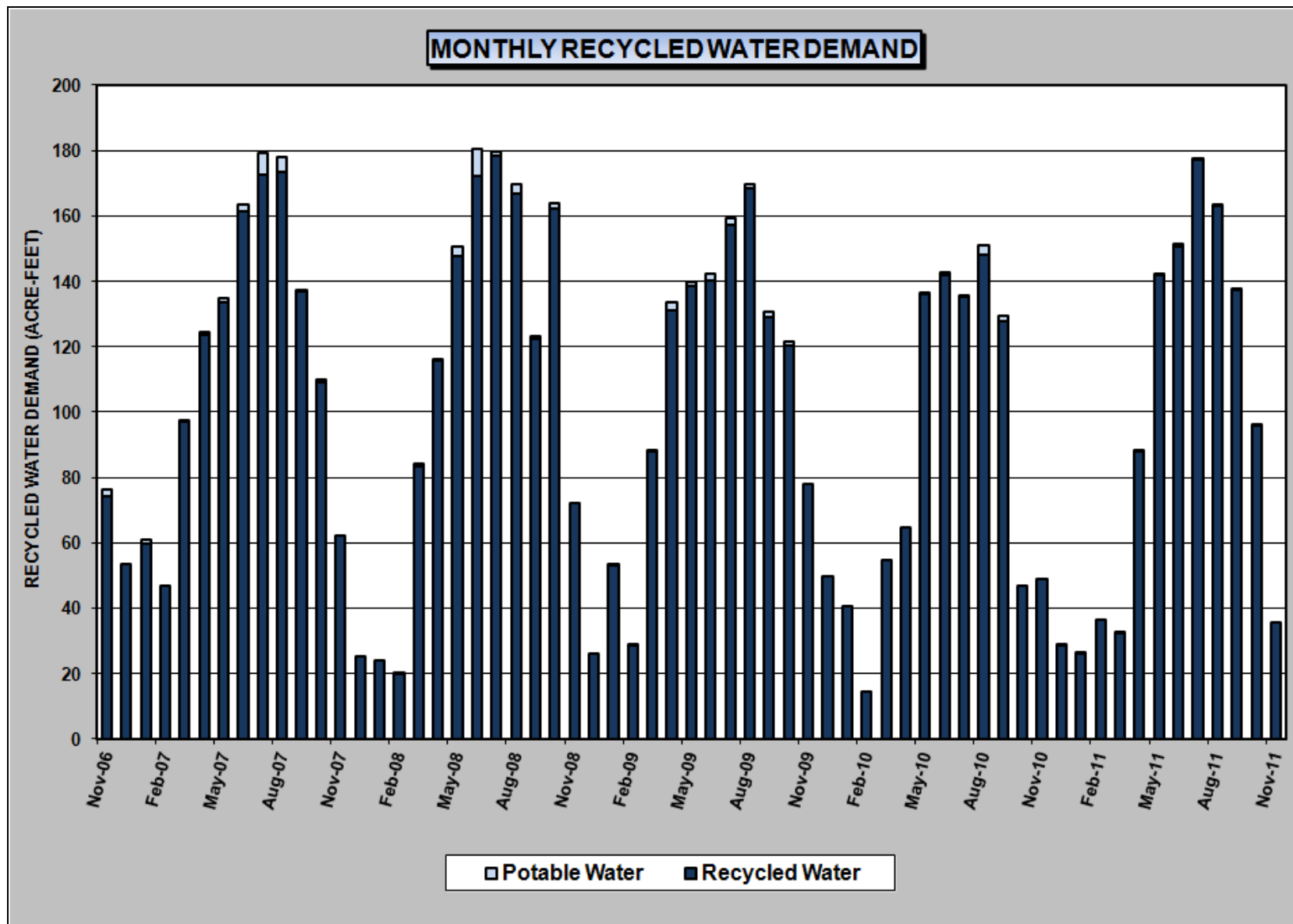


Figure 1

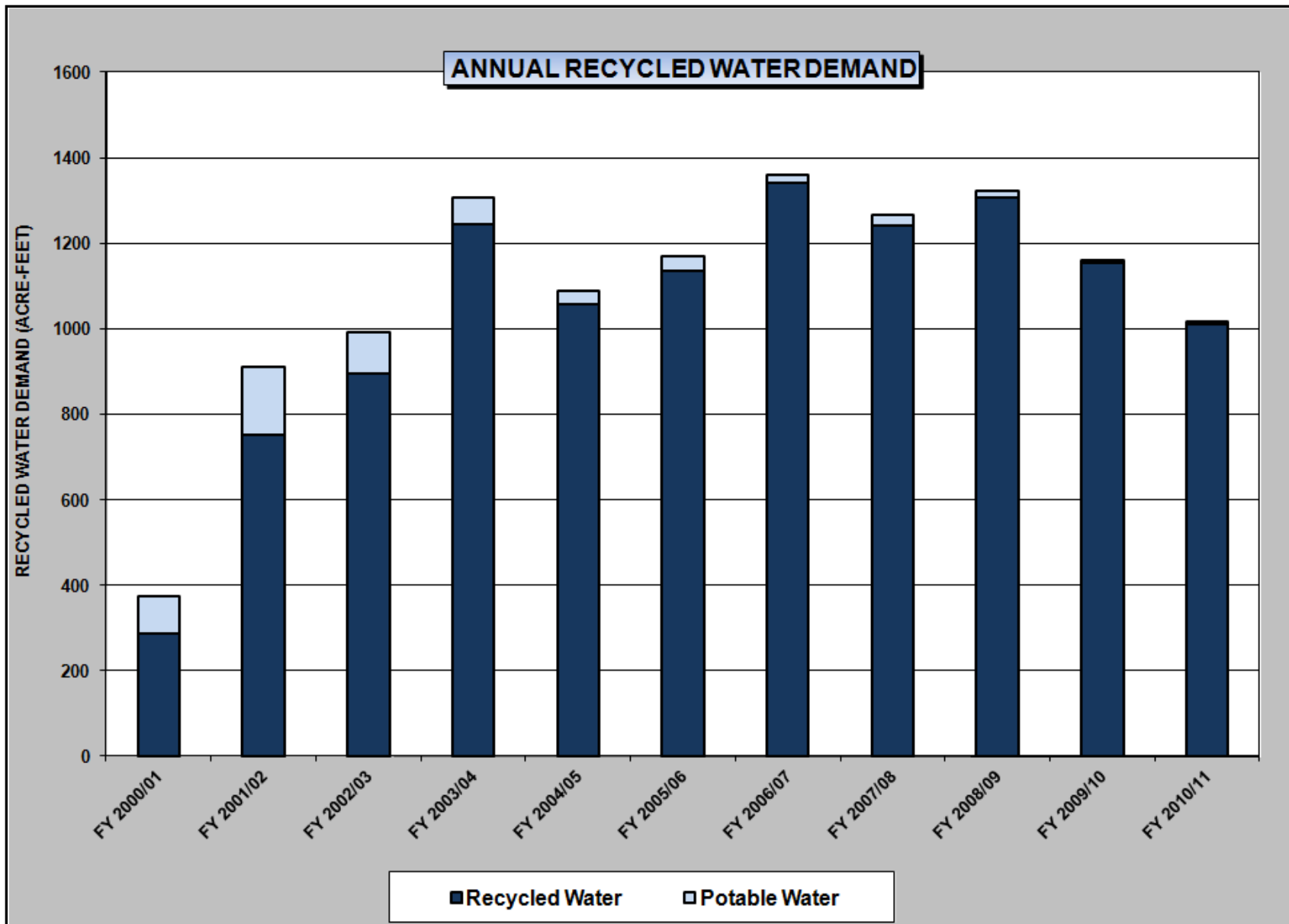


Figure 2

SAN ELIJO JOINT POWERS AUTHORITY
MEMORANDUM

January 9, 2012

TO: Board of Directors
San Elijo Joint Powers Authority

FROM: General Manager

SUBJECT: ELECTION OF OFFICERS AND SCHEDULE OF BOARD MEETINGS

RECOMMENDATION

It is recommended that the Board of Directors:

1. Appoint Chairperson and Vice Chairperson for the 2012 SEJPA Board of Directors;
2. Select Regular Meeting Place and Time for 2012; and
3. Discuss and take action as appropriate.

DISCUSSION

In accordance with Article 3 of the San Elijo Joint Powers Authority (SEJPA) formation agreement, the SEJPA Board is required to appoint a chairperson and vice chairperson and establish the time and place for its regular meeting by the second meeting of each calendar year. Historically, these appointments occur in January with a term of one year. The SEJPA's regular meeting schedule has been generally set as 9:00 a.m. on the second Monday of each month, with no meeting in August. The regular meetings have been held at the San Elijo Water Reclamation Facility, located at 2695 Manchester Avenue, Cardiff-by-the-Sea, CA 92007. Should this be acceptable, the proposed listing of scheduled meetings for 2012 is attached. Please note, the proposed November meeting is scheduled for Tuesday, November 13, 2012, as Monday is the observed Veteran's Day.

It is therefore recommended that the Board of Directors:

1. Appoint Chairperson and Vice Chairperson for the 2012 SEJPA Board of Directors;
2. Select Regular Meeting Place and Time for 2012; and
3. Discuss and take action as appropriate.

Respectfully submitted,



Michael T. Thornton, P.E.
General Manager

Attachment: Proposed 2012 Board Meeting Dates

BOARD OF DIRECTORS
San Elijo Joint Powers Authority

**PROPOSED
2012 BOARD MEETING DATES**

January 9
February 13
March 12
April 9
May 14
June 11
July 9
August – No Meeting
September 10
October 8
November 13*
December 10
January 14, 2013

* Monday, November 12, 2012 is the Observed Veteran's Day



SAN ELIJO JOINT POWERS AUTHORITY
MEMORANDUM

January 9, 2012

TO: Board of Directors
San Elijo Joint Powers Authority

FROM: Director of Finance/Administration

SUBJECT: FINAL REPORT ON THE SALE OF THE 2011 REFUNDING REVENUE BONDS WHICH REFUNDED THE 2003 REVENUE BONDS AND THE CALIFORNIA ENERGY COMMISSION LOAN

RECOMMENDATION

No action required. This memorandum is submitted for information only.

BACKGROUND

In 1990, the Member Agencies and the SEJPA funded the upgrade and expansion of the wastewater facilities at the San Elijo Water Pollution Control Facility by issuing \$24.5 million in revenue bonds. In 1993, and again in 2003, the original bonds were refunded by the SEJPA for the purpose of reducing future payment costs by obtaining lower interest rates. The 2003 bond refunding had a final call date of March 2012, which allowed for a final refunding as early as December 2011. The outstanding balance was \$11,360,000 with approximately 8 years remaining at an average annual interest rate of 4.875 percent. The annual payments were projected to be approximately \$1.6 million per year for the remaining 8 years.

In 2007, the SEJPA entered into a loan agreement with the California Energy Commission (CEC) to finance the Performance Optimization of the Activated Sludge System. The agreement was for \$1,193,500 financed for 12 years at an interest rate of 3.95 percent. The outstanding balance in December was \$1,009,328. The annual payments were projected to be approximately \$128,000 per year for the remaining 11 years.

DISCUSSION

During the summer of 2011, SEJPA staff pursued the possibility of refunding the 2003 bonds in January, 2012. Staff sought input from various firms specializing in public and private bond issues. Brandis Tallman was chosen to assist the SEJPA in refunding the 2003 bonds. During the summer and early fall, staff evaluated various refunding options including a cash funded reserve versus a surety in place of cash and comparing the refunding with and without the CEC loan debt.

On November 9, 2011, the Member Agencies of the SEJPA received information relating to the potential for refunding the SEJPA's outstanding 2003 Refunding Revenue Bonds along with the CEC loan, and approved a resolution authorizing the acceptance of contracts with bond counsel and disclosure counsel related to the refunding. Brandis Tallman, LLC the underwriter for the Refunding Bonds had estimated that based on current market conditions the refunding would result in savings to the SEJPA of approximately \$1.1 million or a net present value (NPV) of 8.0% of the amount of 2003 Bonds and CEC loan to be refunded over the next 8 years.

SEJPA staff had the opportunity to price the bonds on December 6th, and if market conditions appeared favorable, to sell the bonds on December 7, 2011. If the bond climate was not favorable, the SEJPA could wait until January 2012 to sell the bonds. The bond pricing on December 6, 2011 was extremely favorable, and the bonds were sold on December 7th and closed on December 21, 2011. Table 1 lists the annual payments for the CEC loan, the 2003 bonds, the combined annual payment, and the new 2011 bond payment for each Member Agency. The savings recognized on the sale was substantially higher than what was estimated and reported to the Board in November.


FINANCIAL IMPACT

The total interest savings of the issuance of the Refunding Bonds will be \$1.37 million or a NPV savings of 10.1% of the amount of the 2003 Bonds and CEC loan refinanced. Generally, any NPV savings exceeding 3% is considered a successful refunding. This represents an annual savings of approximately \$114,000 for the City of Encinitas and \$129,000 for the City of Solana Beach. Additionally the portion of the refunding which is attributable to the 2003 bonds will be paid off one year early.

Funds to provide payment of the professional fees for the refunding were taken out of bond proceeds and were included in calculating the savings results. The cost to refund the bonds had no impact on the SEJPA annual budget.

No action required. This memorandum is submitted for information only.

Respectfully submitted,



Gregory Lewis
Director of Finance/Administration

Attachment: 2011 Bond Refunding Analysis

**San Elijo Joint Powers Authority
2011 Bond Refunding Analysis
Member Agency Savings**

	CEC Loan	2003 Bonds	Combined	2011 Bonds	Net Savings
City of Encinitas					
2011-12				53,946	\$ (53,946)
2012-13	64,238	745,400	809,638	694,903	\$ 114,735
2013-14	64,238	745,000	809,238	695,004	\$ 114,234
2014-15	64,238	743,500	807,738	694,442	\$ 113,296
2015-16	64,238	740,750	804,988	691,225	\$ 113,763
2016-17	64,238	741,750	805,988	692,081	\$ 113,907
2017-18	64,238	746,250	810,488	695,753	\$ 114,735
2018-19	64,238	744,000	808,238	693,633	\$ 114,605
2019-20	64,238	note 1	64,238	60,733	\$ 3,505
2020-21	<u>64,238</u>		<u>64,238</u>	<u>61,710</u>	<u>\$ 2,528</u>
Total	<u>578,142</u>	<u>5,206,650</u>	<u>5,784,792</u>	<u>5,033,430</u>	<u>\$ 751,362</u>
City of Solana Beach					
2011-12				57,658	\$ (57,658)
2012-13	64,238	849,200	913,438	785,914	\$ 127,524
2013-14	64,238	851,000	915,238	785,863	\$ 129,375
2014-15	64,238	850,570	914,808	785,425	\$ 129,383
2015-16	64,238	849,000	913,238	781,592	\$ 131,646
2016-17	64,238	850,750	914,988	782,786	\$ 132,202
2017-18	64,238	850,750	914,988	786,973	\$ 128,015
2018-19	64,238	849,000	913,238	784,434	\$ 128,804
2019-20	64,238	note 1	64,238	60,734	\$ 3,504
2020-21	<u>64,238</u>		<u>64,238</u>	<u>61,710</u>	<u>\$ 2,528</u>
Total	<u>578,142</u>	<u>5,950,270</u>	<u>6,528,412</u>	<u>5,673,089</u>	<u>\$ 855,323</u>

Note 1: The final bond payment is paid out of reserves, not by the member agencies.